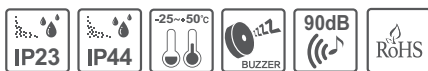
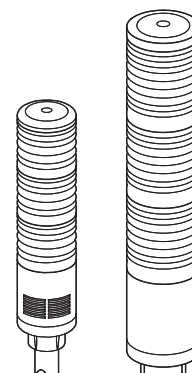


Bulb Steady/ Flashing Tower Lights

ST45/ 56/ 80(M)B



Thank you for purchasing Qlight's products. Please read this user manual carefully prior to installation and operation to ensure safe and correct use.



⚠ Precautions for Safety

Failure to follow the instructions below may cause a loss of life or serious physical injury.

1. During wiring or maintenance, please completely turn off the power of the product. (Failure to follow this may lead to an electric shock.)
2. Do not install the product in locations that subjects it to excessive dust or water other than the conditions designated by the IP protection ratings indicated for each product. (Failure to follow these instructions may cause a fire to the product, electric shock, physical injury, malfunction or damage to the product.)
3. Do not alter or repair this product. If maintenance or repair service is required, please contact your local Qlight contact point. (Failure to follow these instructions may lead to fire, electric shock, or product damage.)
4. Please apply the correct voltage to the product. (Failure to follow these instructions may lead to fire, electric shock, or product damage.)
5. When the product is applied to a condition that may impact lives or property, please make sure to have a double safety device. (Failure to follow this may cause damage to property, fire, electric shock and loss of life.)

⚠ Precautions for Correct Use

Failure to follow the proper instructions may cause damage to property, the product, or malfunction of the product that would void the warranty.

1. Please remove any objects that can interrupt ventilation around the product.
2. Please turn off the power of the product immediately if it fails to operate properly.
3. Carefully wire the product according to each product's specification.
4. Please be careful in preventing chemicals such as thinner, benzene, etc. in contact with the surface of the product.
5. Do not apply excessive force/impact to the product.
6. Failure to follow any of the instructions above may cause malfunction or damage to the product, fire, and electric shock.

Ordering Specifications

ST45/ 56/ 80B	3	110/220	RAG	LW18
[Model number]	[Layer]	[Voltage]	[Color]	[Mounting option]
• ST45/ 56/ 80B	• Layer1-1	• 12-DC12V	R-Red	• (Blank)
• ST45/ 56/ 80B-BZ	• Layer2-2	• 24-DC24V	A-Amber	- Standard type
• ST45/ 56/ 80BF	• Layer3-3	• 110-AC110V	G-Green	• Mounting type
• ST45/ 56/ 80BF-BZ	• Layer4-4	• 220-AC220V	B-Blue	-LB18/24 -LW18/24
	• Layer5-5		W-White	-QZ18/24 -SZ18/24
				-QL18/24 -SL18/24

ST45/ 56/ 80MB	3	110/220	RAG
[Model number]	[Layer]	[Voltage]	[Color]
• ST45/ 56/ 80MB	• Layer1-1	• 12-DC12V	R-Red
• ST45/ 56/ 80MB-BZ	• Layer2-2	• 24-DC24V	A-Amber
• ST45/ 56/ 80MBF	• Layer3-3	• 110-AC110V	G-Green
• ST45/ 56/ 80MBF-BZ	• Layer4-4	• 220-AC220V	B-Blue
	• Layer5-5		W-White



Please scan the QR code for more detailed product information.

www.qlight.com

Product Specifications

• ST45B

Model number	Layer	Voltage	Bulb			Certificate	Weight	Weight
			Spec	Standard	Parts no#			
ST45B Steady ST45B-BZ Steady /w built-in buzzer ST45BF Steady/Flashing ST45BF-BZ Steady/Flashing /w built-in buzzer	1	AC/DC12V AC/DC24V AC110V AC220V	12V5W 24V5W 110V5W 220V5W	G14 9S G14 9S T16x28 9S T16x28 9S	1 2 3 4	CE	0.36kg	R-Red
	2	AC/DC12V AC/DC24V AC110V AC220V	12V5W 24V5W 110V5W 220V5W	G14 9S G14 9S T16x28 9S T16x28 9S	1 2 3 4		0.41kg	R-Red G-Green
	3	AC/DC12V AC/DC24V AC110V AC220V	12V5W 24V5W 110V5W 220V5W	G14 9S G14 9S T16x28 9S T16x28 9S	1 2 3 4		0.46kg	R-Red A-Amber G-Green
	4	AC/DC12V AC/DC24V AC110V AC220V	12V5W 24V5W 110V5W 220V5W	G14 9S G14 9S T16x28 9S T16x28 9S	1 2 3 4		0.51kg	R-Red A-Amber G-Green B-Blue
	5	AC/DC12V AC/DC24V AC110V AC220V	12V5W 24V5W 110V5W 220V5W	G14 9S G14 9S T16x28 9S T16x28 9S	1 2 3 4		0.56kg	R-Red A-Amber G-Green B-Blue W-White

※ CE compliant : DC12V, DC24V

• ST45MB

Model number	Layer	Voltage	Bulb			Certificate	Weight	Weight
			Spec	Standard	Parts no#			
ST45MB Steady ST45MB-BZ Steady /w built-in buzzer ST45MBF Steady/Flashing ST45MBF-BZ Steady/Flashing /w built-in buzzer	1	AC/DC12V AC/DC24V AC110V AC220V	12V5W 24V5W 110V5W 220V5W	G14 9S G14 9S T16x28 9S T16x28 9S	1 2 3 4	CE	0.22kg	R-Red
	2	AC/DC12V AC/DC24V AC110V AC220V	12V5W 24V5W 110V5W 220V5W	G14 9S G14 9S T16x28 9S T16x28 9S	1 2 3 4		0.26kg	R-Red G-Green
	3	AC/DC12V AC/DC24V AC110V AC220V	12V5W 24V5W 110V5W 220V5W	G14 9S G14 9S T16x28 9S T16x28 9S	1 2 3 4		0.31kg	R-Red A-Amber G-Green
	4	AC/DC12V AC/DC24V AC110V AC220V	12V5W 24V5W 110V5W 220V5W	G14 9S G14 9S T16x28 9S T16x28 9S	1 2 3 4		0.37kg	R-Red A-Amber G-Green B-Blue
	5	AC/DC12V AC/DC24V AC110V AC220V	12V5W 24V5W 110V5W 220V5W	G14 9S G14 9S T16x28 9S T16x28 9S	1 2 3 4		0.42kg	R-Red A-Amber G-Green B-Blue W-White

※ CE compliant : DC12V, DC24V

Light source/buzzer current(based on 1 layer)				
Voltage condition	AC/DC12V	AC/DC24V	AC110V	AC220V
Light source current (1 layer)	0.400A	0.240A	0.050A	0.030A
Buzzer current	0.040A	0.075A	0.110A	0.130A

•ST56B

Model number	Layer	Voltage	Bulb			Certificate	Weight	Weight
			Spec	Standard	Parts no#			
ST56B Steady ST56B-BZ Steady /w built-in buzzer ST56BF Steady/Flashing ST56BF-BZ Steady/Flashing /w built-in buzzer	1	AC/DC12V AC/DC24V AC110V AC220V	12V10W 24V10W 110V10W 220V10W	T16x35 15S T16x35 15S T16x35 15S T16x35 15S	9 10 12 13	CE	0.45kg	R-Red
	2	AC/DC12V AC/DC24V AC110V AC220V	12V10W 24V10W 110V10W 220V10W	T16x35 15S T16x35 15S T16x35 15S T16x35 15S	9 10 12 13		0.53kg	R-Red G-Green
	3	AC/DC12V AC/DC24V AC110V AC220V	12V10W 24V10W 110V10W 220V10W	T16x35 15S T16x35 15S T16x35 15S T16x35 15S	9 10 12 13		0.61kg	R-Red A-Amber G-Green
	4	AC/DC12V AC/DC24V AC110V AC220V	12V10W 24V10W 110V10W 220V10W	T16x35 15S T16x35 15S T16x35 15S T16x35 15S	9 10 12 13		0.69kg	R-Red A-Amber G-Green B-Blue
	5	AC/DC12V AC/DC24V AC110V AC220V	12V10W 24V10W 110V10W 220V10W	T16x35 15S T16x35 15S T16x35 15S T16x35 15S	9 10 12 13		0.77kg	R-Red A-Amber G-Green B-Blue W-White

※ CE compliant : DC12V, DC24V

•ST56MB

Model number	Layer	Voltage	Bulb			Certificate	Weight	Weight
			Spec	Standard	Parts no#			
ST56MB Steady ST56MB-BZ Steady /w built-in buzzer ST56MBF Steady/Flashing ST56MBF-BZ Steady/Flashing /w built-in buzzer	1	AC/DC12V AC/DC24V AC110V AC220V	12V10W 24V10W 110V10W 220V10W	T16x35 15S T16x35 15S T16x35 15S T16x35 15S	9 10 12 13	CE	0.30kg	R-Red
	2	AC/DC12V AC/DC24V AC110V AC220V	12V10W 24V10W 110V10W 220V10W	T16x35 15S T16x35 15S T16x35 15S T16x35 15S	9 10 12 13		0.39kg	R-Red G-Green
	3	AC/DC12V AC/DC24V AC110V AC220V	12V10W 24V10W 110V10W 220V10W	T16x35 15S T16x35 15S T16x35 15S T16x35 15S	9 10 12 13		0.46kg	R-Red A-Amber G-Green
	4	AC/DC12V AC/DC24V AC110V AC220V	12V10W 24V10W 110V10W 220V10W	T16x35 15S T16x35 15S T16x35 15S T16x35 15S	9 10 12 13		0.54kg	R-Red A-Amber G-Green B-Blue
	5	AC/DC12V AC/DC24V AC110V AC220V	12V10W 24V10W 110V10W 220V10W	T16x35 15S T16x35 15S T16x35 15S T16x35 15S	9 10 12 13		0.62kg	R-Red A-Amber G-Green B-Blue W-White

※ CE compliant : DC12V, DC24V

Light source/buzzer current(based on 1 layer)				
Voltage condition	AC/DC12V	AC/DC24V	AC110V	AC220V
Light source current (1 layer)	0.900A	0.520A	0.115A	0.050A
Buzzer current	0.040A	0.075A	0.110A	0.130A

• **ST80B**

Model number	Layer	Voltage	Bulb			Certificate	Weight	Weight
			Spec	Standard	Parts no#			
ST80B Steady ST80B-BZ Steady /w built-in buzzer ST80BF Steady/Flashing ST80BF-BZ Steady/Flashing /w built-in buzzer	1	AC/DC12V AC/DC24V AC110V AC220V	12V10W 24V10W 110V10W 220V10W	T16x35 15S T16x35 15S T16x35 15S T16x35 15S	9 10 12 13		0.61kg	R-Red
	2	AC/DC12V AC/DC24V AC110V AC220V	12V10W 24V10W 110V10W 220V10W	T16x35 15S T16x35 15S T16x35 15S T16x35 15S	9 10 12 13		0.75kg	R-Red G-Green
	3	AC/DC12V AC/DC24V AC110V AC220V	12V10W 24V10W 110V10W 220V10W	T16x35 15S T16x35 15S T16x35 15S T16x35 15S	9 10 12 13		0.88kg	R-Red A-Amber G-Green
	4	AC/DC12V AC/DC24V AC110V AC220V	12V10W 24V10W 110V10W 220V10W	T16x35 15S T16x35 15S T16x35 15S T16x35 15S	9 10 12 13		1.04kg	R-Red A-Amber G-Green B-Blue
	5	AC/DC12V AC/DC24V AC110V AC220V	12V10W 24V10W 110V10W 220V10W	T16x35 15S T16x35 15S T16x35 15S T16x35 15S	9 10 12 13		1.18kg	R-Red A-Amber G-Green B-Blue W-White

• **ST80MB**

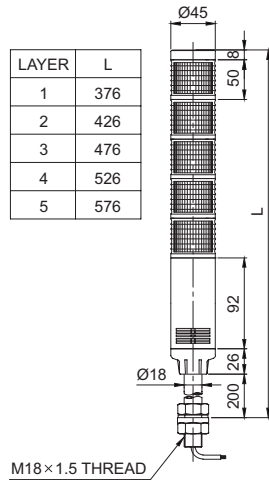
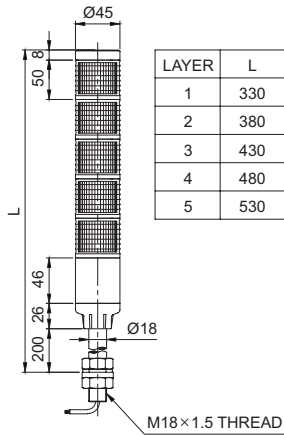
Model number	Layer	Voltage	Bulb			Certificate	Weight	Weight
			Spec	Standard	Parts no#			
ST80MB Steady ST80MB-BZ Steady /w built-in buzzer ST80MBF Steady/Flashing ST80MBF-BZ Steady/Flashing /w built-in buzzer	1	AC/DC12V AC/DC24V AC110V AC220V	12V10W 24V10W 110V10W 220V10W	T16x35 15S T16x35 15S T16x35 15S T16x35 15S	9 10 12 13		0.42kg	R-Red
	2	AC/DC12V AC/DC24V AC110V AC220V	12V10W 24V10W 110V10W 220V10W	T16x35 15S T16x35 15S T16x35 15S T16x35 15S	9 10 12 13		0.56kg	R-Red G-Green
	3	AC/DC12V AC/DC24V AC110V AC220V	12V10W 24V10W 110V10W 220V10W	T16x35 15S T16x35 15S T16x35 15S T16x35 15S	9 10 12 13		0.68kg	R-Red A-Amber G-Green
	4	AC/DC12V AC/DC24V AC110V AC220V	12V10W 24V10W 110V10W 220V10W	T16x35 15S T16x35 15S T16x35 15S T16x35 15S	9 10 12 13		0.84kg	R-Red A-Amber G-Green B-Blue
	5	AC/DC12V AC/DC24V AC110V AC220V	12V10W 24V10W 110V10W 220V10W	T16x35 15S T16x35 15S T16x35 15S T16x35 15S	9 10 12 13		0.98kg	R-Red A-Amber G-Green B-Blue W-White

Light source/buzzer current(based on 1 layer)				
Voltage condition	AC/DC12V	AC/DC24V	AC110V	AC220V
Light source current (1 layer)	0.900A	0.520A	0.115A	0.050A
Buzzer current	0.040A	0.075A	0.110A	0.130A

•ST45B

ST45B : AC/DC
ST45B-BZ : AC/DC
ST45BF : AC/DC

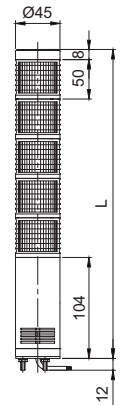
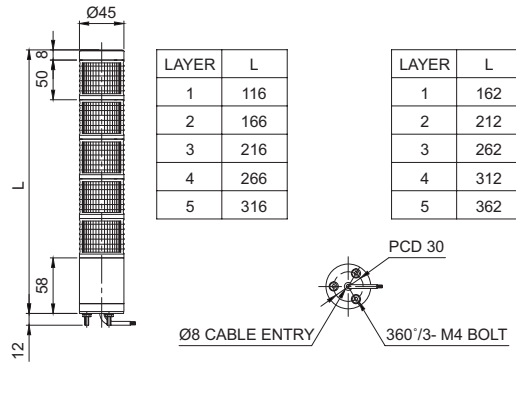
ST45BF-BZ : AC/DC



•ST45MB

ST45MB : AC/DC
ST45MB-BZ : AC/DC
ST45MBF : AC/DC

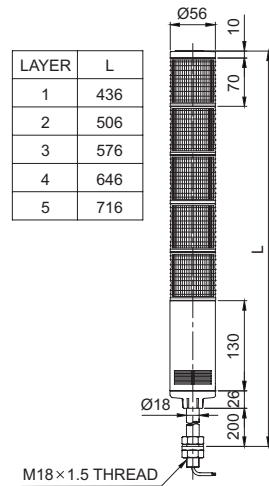
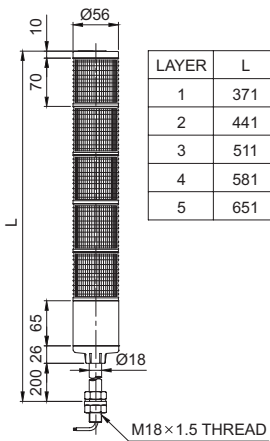
ST45MBF-BZ : AC/DC



•ST56B

ST56B : AC/DC
ST56B-BZ : AC/DC
ST56BF : AC/DC

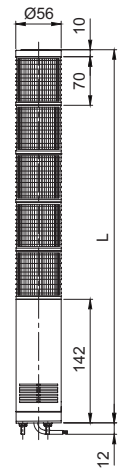
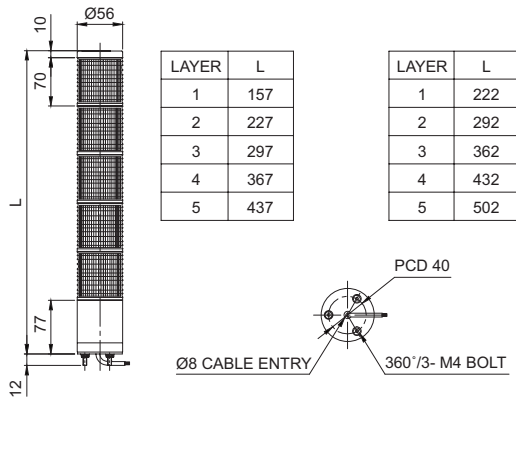
ST56BF-BZ : AC/DC



•ST56MB

ST56MB : AC/DC
ST56MB-BZ : AC/DC
ST56MBF : AC/DC

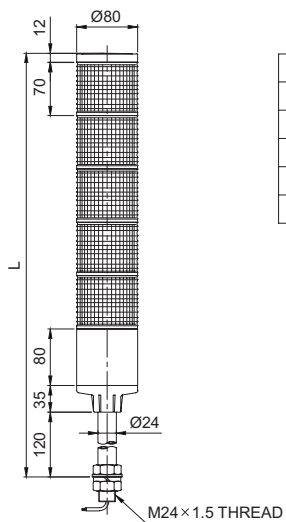
ST56MBF-BZ : AC/DC




•ST80B

ST80B : AC/DC
ST80B-BZ : AC/DC
ST80BF : AC/DC

ST80B-BZ : AC/DC
ST80BF-BZ : AC/DC




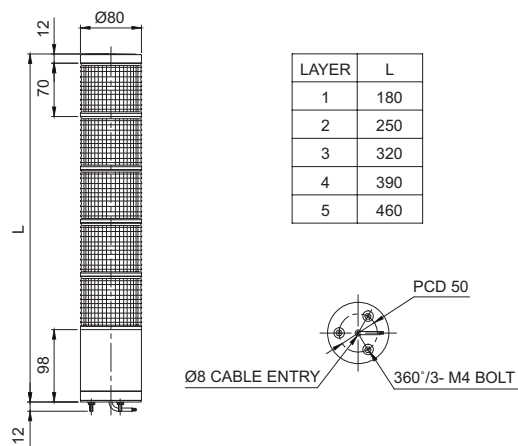
LAYER	L
1	317
2	387
3	457
4	527
5	597



•ST80MB

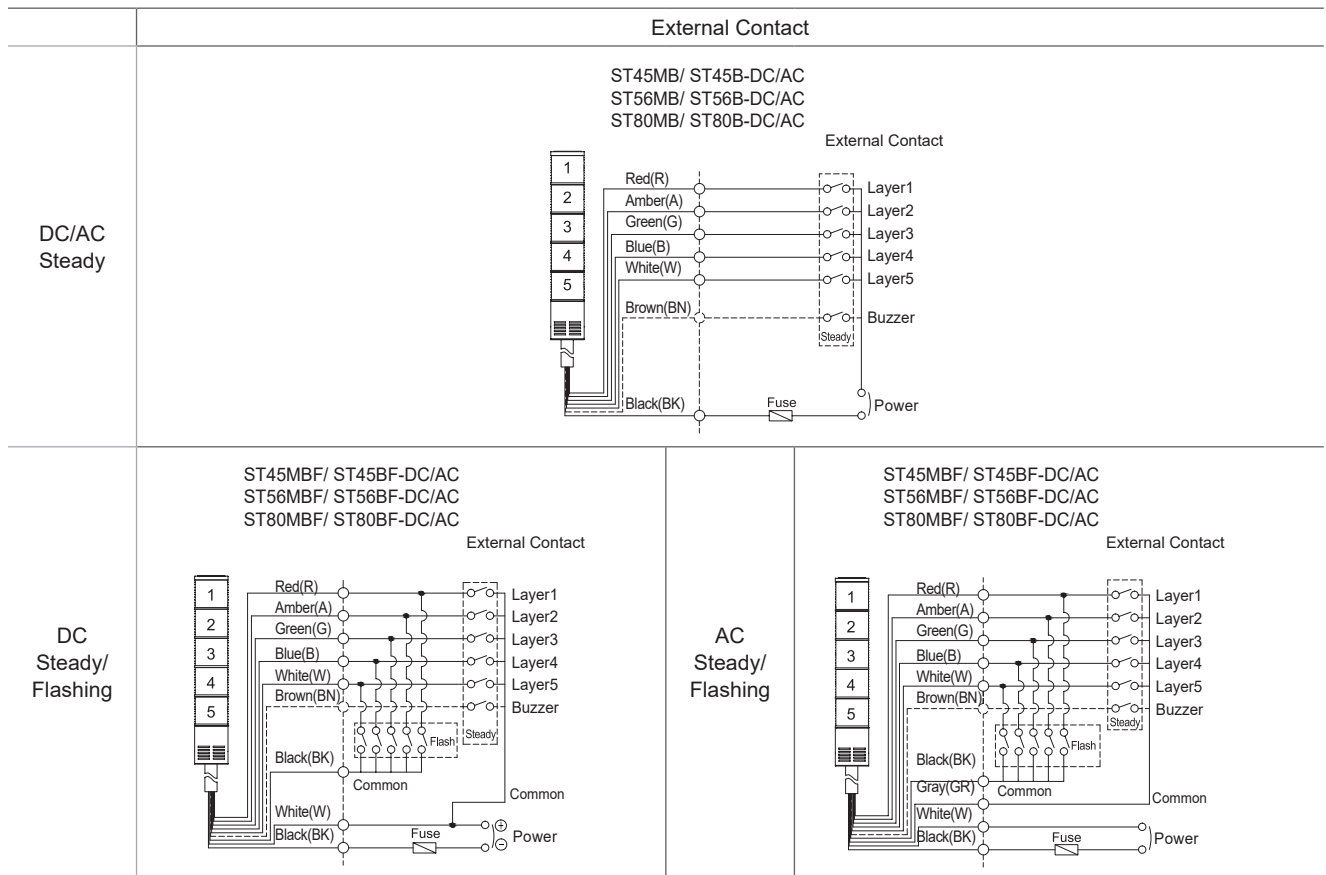
ST80MB : AC/DC
ST80MB-BZ : AC/DC
ST80MBF : AC/DC

ST80MB-BZ : AC/DC
ST80MBF-BZ : AC/DC



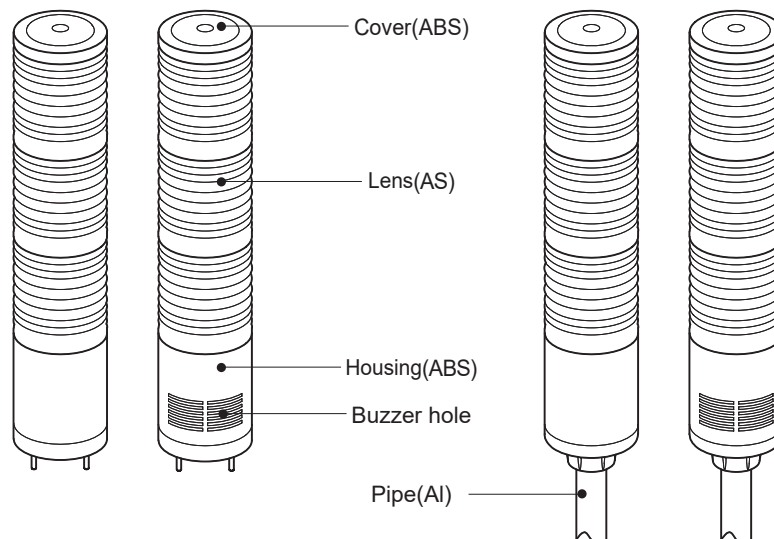
Wiring Instructions

- Please wire by following below instructions for ST45MB/ ST45B, ST56MB/ ST56B and ST80MB/ ST80B series.
- Bulb tower lights do not allow transistor wiring. Please use External Contact.



- External power line - UL1015 AWG18(0.75sq) x 2C 400mm
- External signal line - UL1007 AWG22(0.3sq) 400mm

Parts Definition



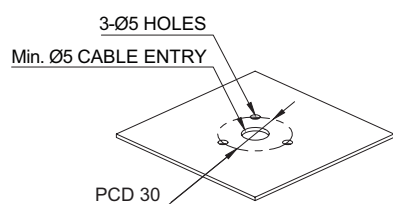
Installation Environment and Protection Rating

- This product is designed for indoor use with protection rating of IP44(standard type) or IP23(buzzer type).
- If the product is installed in locations that subject it to excessive dust or water other than the designated IP protection rating indicated, it may cause malfunction or damage to the product.
- For further information, please visit our website (www.qlight.com).

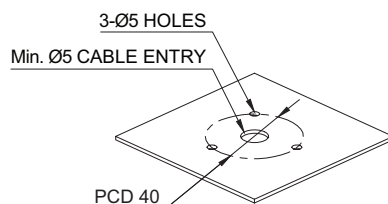
Mounting Hole Specifications

■ ST45MB/ ST56MB/ ST80MB - Direct Mounting Type Model

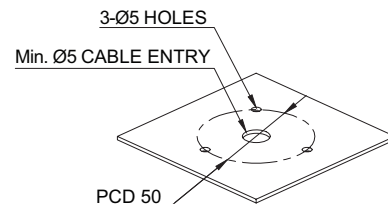
① Machine holes on the mounting surface referring to the diagram below.



ST45MB



ST56MB



ST80MB

② Remove the flange nuts from bolts and place the product through the mounting surface holes.

③ Fasten the flange nuts on the opposite side of the mounting surface until the product is tightened securely.

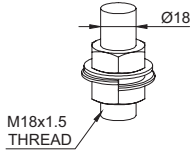
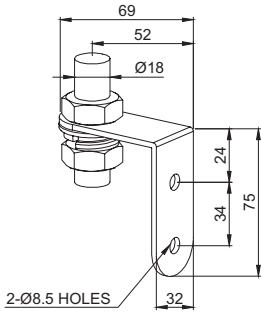
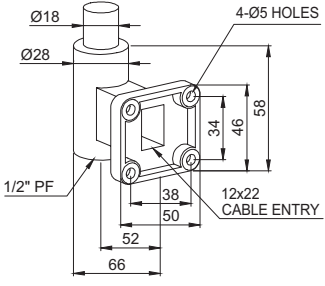
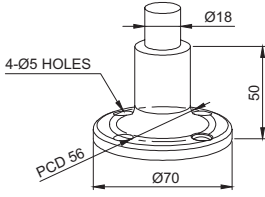
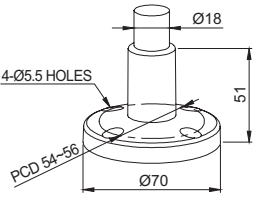
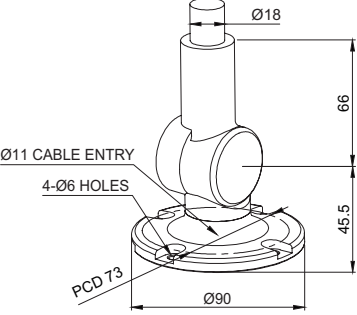
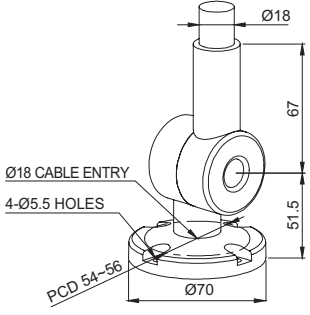
Mounting Accessories (Sold Separately)

• Please refer to the dimensions below for installation of mounting brackets

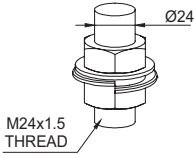
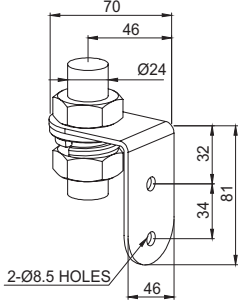
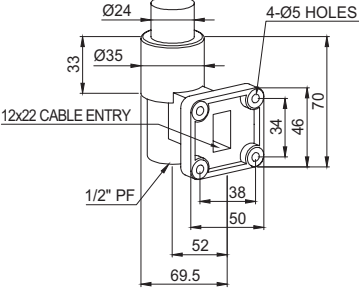
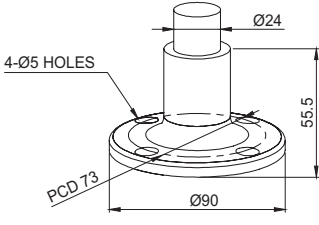
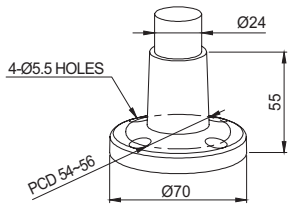
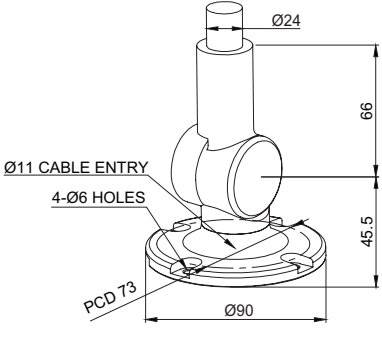
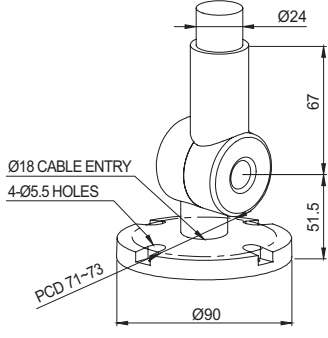
■ ST45MB/ ST56MB/ ST80MB - Direct Mounting Type Model

	Dimensions	
ST45MB ST56MB	<p>TWS45</p>	<p>TWA45</p>
ST80MB	<p>TWS80</p>	<p>TWA80</p>

■ ST45B/ ST56B - Pole Mounting Type Model

	Dimensions	
ST45B ST56B	 <p>18mm SCREW & NUT</p>	 <p>LB18</p>
	 <p>LW18</p>	 <p>SZ18</p>
	 <p>QZ18</p>	 <p>SL18</p>
	 <p>QL18</p>	

■ ST80B - Pole Mounting Type Model

	Dimensions	
ST80B	 <p>M24x1.5 THREAD</p> <p>Ø24</p>	 <p>70</p> <p>46</p> <p>Ø24</p> <p>32</p> <p>34</p> <p>81</p> <p>46</p> <p>2-Ø8.5 HOLES</p>
	24mm SCREW & NUT	LB24
	 <p>Ø24</p> <p>33</p> <p>Ø35</p> <p>12x22 CABLE ENTRY</p> <p>1/2\"</p> <p>4-Ø5 HOLES</p> <p>70</p> <p>34</p> <p>46</p> <p>38</p> <p>50</p> <p>52</p> <p>69.5</p>	 <p>Ø24</p> <p>4-Ø5 HOLES</p> <p>PCD 73</p> <p>Ø90</p> <p>55.5</p>
	LW24	SZ24
	 <p>Ø24</p> <p>4-Ø5.5 HOLES</p> <p>PCD 54-56</p> <p>Ø70</p> <p>55</p>	 <p>Ø24</p> <p>66</p> <p>Ø11 CABLE ENTRY</p> <p>4-Ø6 HOLES</p> <p>PCD 73</p> <p>Ø90</p> <p>45.5</p> <p>67</p>
	QZ24	SL24
	 <p>Ø24</p> <p>67</p> <p>Ø18 CABLE ENTRY</p> <p>4-Ø5.5 HOLES</p> <p>PCD 71-73</p> <p>Ø90</p> <p>51.5</p> <p>51.5</p>	
	QL24	

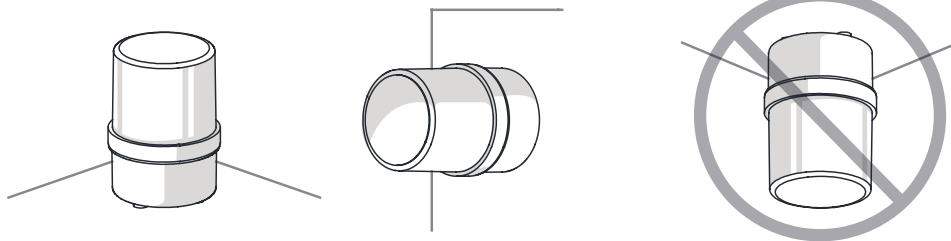
Product installation direction

- Install the product in accordance with the manual. Otherwise rainwater or moisture may penetrate into the product.

· BEACON/SIGNALING LIGHT

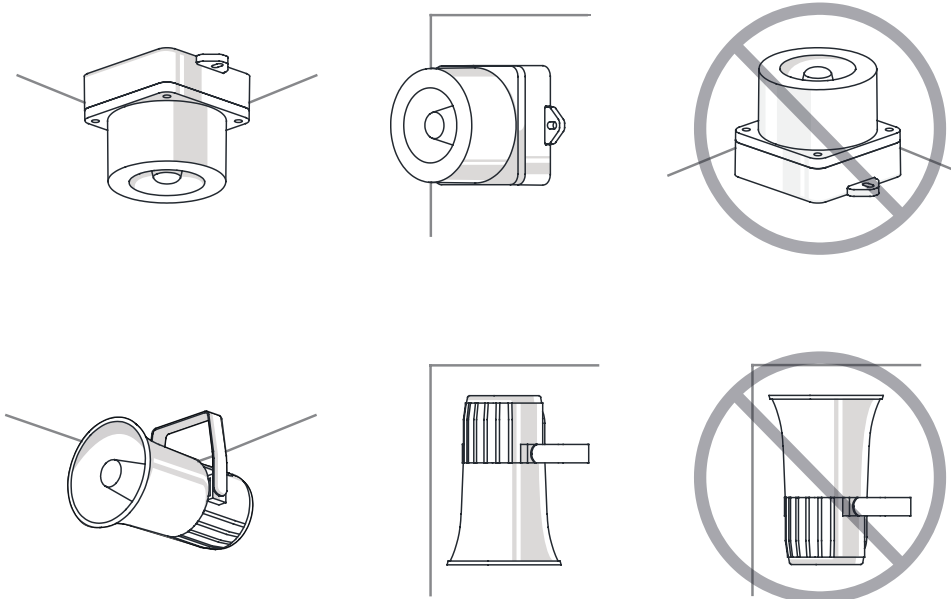
※ For products with a protection rating of less than IPX4, please install it vertically.

Power cord inlet part shall not be facing the sky.



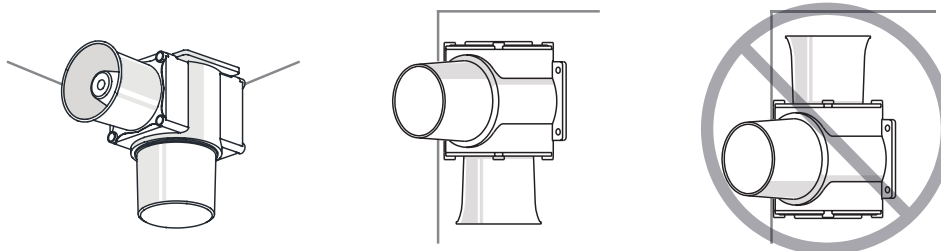
· ELECTRONIC SOUNDER/SIGNAL HORN

Sounder part shall not be facing the sky.



· HEAVY-DUTY & EXPLOSION PROOF SIGNALINGS

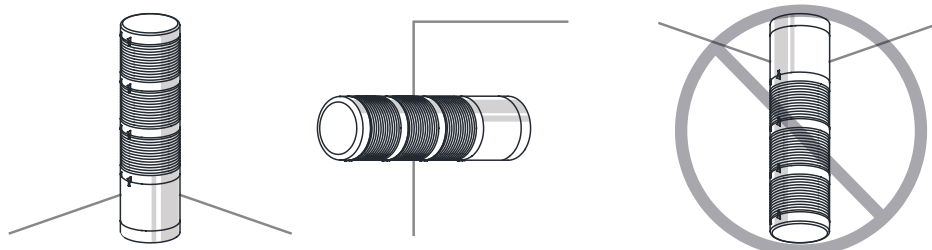
Sounder part shall not be facing the sky.



· SIGNAL TOWER LIGHTS

※ For products with a protection rating of less than IPX4, please install it vertically.

Power cord inlet part shall not be facing the sky.





For your safety

Specification and dimensions listed in this catalogue subject to change without notice for product quality improvement.
The newest product information is available on our website.(www.qlight.com)
Please read the instruction manual attached to the product carefully before installation and use.

Qlight Co., Ltd. www.qlight.com | trade@qlight.com

Head Office | Suite #1510, STX-V Tower, 128 Gasan digital 1-ro, Geumcheon-gu, Seoul, Korea

Tel. +82-2-2679-6152(Toll free. +82-80-328-2222) Fax. +82-2-2679-6154

Factory | 185-25, Mukbang-ro, Sangdong-myeon, Gimhae-si, Gyeongsangnamdo, Korea Tel. +82-55-328-1111(Toll free. +82-80-328-1111)

Qlight Overseas Sales Dept | 704 Nakdong-daero, Sasang-gu, Busan, Korea(Eomgung-Dong) Tel : +82-51-620-4100

Qlight Public Relations & Marketing Team Office | 704 Nakdong-daero, Sasang-gu, Busan, Korea(Eomgung-Dong) Tel. +82-51-245-0017

SHANGHAI Qlight Electronic Co., Ltd. www.qlight.com www.qlightcn.com | qlightcn@qlight.com

China Factory/ Shanghai Sales Office | #Room 333 Building B, #11, Lane 450, Zhenda Road, Baoshan District, Shanghai, China

Tel. +86-21-6651-7100 Fax. +86-21-6315-3929

China Factory Site 2 (Qidong) | #33, Haiyan Road, Qidong High-tech Industrial Development Zone, Qidong, Jiangsu Province, China

Tel +86-513-8384-9999 Fax +86-513-8384-9910

Qlightec

Innovation in Alarm & Signal

Product Operation Inquiry / Customer Support +82-51-620-4100

You can expect prompt service if you have exact information such as model name, symptom, telephone number and address.

※ALL PRODUCT, PRODUCT SPECIFICATIONS AND DATA ARE SUBJECT TO CHANGE WITHOUT NOTICE TO IMPROVE RELIABILITY, FUNCTION OR DESIGN OR OTHERWISE.

Head office : Suite #1510, STX-V Tower, 128 Gasan digital 1-ro, Geumcheon-gu, Seoul, Korea (Postal Code : 08507)

Factory : 185-25, Mukbang-Ro, Sangdong-Myeon, Gimhae-Si, Gyeongsangnam-Do, Korea (Postal Code : 50805)

www.qlight.com

EN - ST45B - 2401A