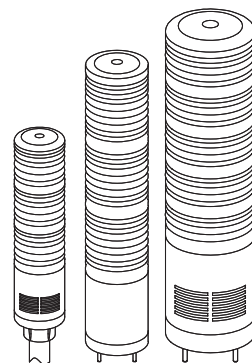


LED Steady/Flashing Tower Lights

ST45/ ST56/ ST80



Thank you for purchasing Qlight's products. Please read this user manual carefully prior to installation and operation to ensure safe and correct use.

Precautions for Safety

Failure to follow the instructions below may cause a loss of life or serious physical injury.

1. During wiring or maintenance, please completely turn off the power of the product. (Failure to follow this may lead to an electric shock.)
2. Do not install the product in locations that subjects it to excessive dust or water other than the conditions designated by the IP protection ratings indicated for each product. (Failure to follow these instructions may cause a fire to the product, electric shock, physical injury, malfunction or damage to the product.)
3. Do not alter or repair this product. If maintenance or repair service is required, please contact your local Qlight contact point. (Failure to follow these instructions may lead to fire, electric shock, or product damage.)
4. Please apply the correct voltage to the product. (Failure to follow these instructions may lead to fire, electric shock, or product damage.)
5. When the product is applied to a condition that may impact lives or property, please make sure to have a double safety device. (Failure to follow this may cause damage to property, fire, electric shock and loss of life.)

Precautions for Correct Use

Failure to follow the proper instructions may cause damage to property, the product, or malfunction of the product that would void the warranty.

1. Please remove any objects that can interrupt ventilation around the product.
2. Please turn off the power of the product immediately if it fails to operate properly.
3. Carefully wire the product according to each product's specification.
4. Please be careful in preventing chemicals such as thinner, benzene, etc. in contact with the surface of the product.
5. Do not apply excessive force/impact to the product.
6. Failure to follow any of the instructions above may cause malfunction or damage to the product, fire, and electric shock.



Please scan the QR code for more detailed product information.

www.qlight.com

Ordering Specifications

ST45/ 56ML	3	110/220	RAG	ST45/ 56L	3	110/220	RAG	LW18
[Model number]	[Layer count]	[Voltage]	[Color]	[Model number]	[Layer count]	[Voltage]	[Color]	[Mounting option]
<ul style="list-style-type: none"> • ST45/ 56ML • ST45/ 56ML-BZ • ST45/ 56ML-WS • ST45/ 56ML-WM • ST45/ 56ML-WA • ST45/ 56MLF • ST45/ 56MLF-BZ • ST45/ 56MLF-WS • ST45/ 56MLF-WM • ST45/ 56MLF-WA 	<ul style="list-style-type: none"> • 1-1 Layer • 2-2Layers • 3-3 Layers • 4-4 Layers • 5-5 Layers 	<ul style="list-style-type: none"> • 12-DC12V • 24-DC24V • 110-AC110V • 220-AC220V 	<ul style="list-style-type: none"> R-Red A-Amber G-Green B-Blue W-White 	<ul style="list-style-type: none"> • ST45/ 56L • ST45/ 56L-BZ • ST45/ 56L-WS • ST45/ 56L-WM • ST45/ 56L-WA • ST45/ 56LF • ST45/ 56LF-BZ • ST45/ 56LF-WS • ST45/ 56LF-WM • ST45/ 56LF-WA 	<ul style="list-style-type: none"> • 1-1 Layer • 2-2Layers • 3-3 Layers • 4-4 Layers • 5-5 Layers 	<ul style="list-style-type: none"> • 12-DC12V • 24-DC24V • 110-AC110V • 220-AC220V 	<ul style="list-style-type: none"> R-Red A-Amber G-Green B-Blue W-White 	<ul style="list-style-type: none"> • None - Standard type • Mounting type - LB18 - LW18 - QZ18 - SZ18 - QL18 - SL18


ST80ML	3	110/220	RAG	ST80L	3	110/220	RAG	LW24
[Model number]	[Layer count]	[Voltage]	[Color]	[Model number]	[Layer count]	[Voltage]	[Color]	[Mounting option]
<ul style="list-style-type: none"> • ST80ML • ST80ML-BZ • ST80ML-WS • ST80ML-WM • ST80ML-WA • ST80MLF • ST80MLF-BZ • ST80MLF-WS • ST80MLF-WM • ST80MLF-WA 	<ul style="list-style-type: none"> • 1-1 Layer • 2-2Layers • 3-3 Layers • 4-4 Layers • 5-5 Layers 	<ul style="list-style-type: none"> • 12-DC12V • 24-DC24V • 110-AC110V • 220-AC220V 	<ul style="list-style-type: none"> R-Red A-Amber G-Green B-Blue W-White 	<ul style="list-style-type: none"> • ST80L • ST80L-BZ • ST80L-WS • ST80L-WM • ST80L-WA • ST80LF • ST80LF-BZ • ST80LF-WS • ST80LF-WM • ST80LF-WA 	<ul style="list-style-type: none"> • 1-1 Layer • 2-2Layers • 3-3 Layers • 4-4 Layers • 5-5 Layers 	<ul style="list-style-type: none"> • 12-DC12V • 24-DC24V • 110-AC110V • 220-AC220V 	<ul style="list-style-type: none"> R-Red A-Amber G-Green B-Blue W-White 	<ul style="list-style-type: none"> • None - Standard type • Mounting type - LB24 - LW24 - QZ24 - SZ24 - QL24 - SL24

ST56MEL	3	110/220	RAG	ST56EL	3	110/220	RAG	LW18
[Model number]	[Layer count]	[Voltage]	[Color]	[Model number]	[Layer count]	[Voltage]	[Color]	[Mounting option]
<ul style="list-style-type: none"> • ST56MEL • ST56MEL-BZ • ST56MEL-WS • ST56MEL-WM • ST56MEL-WA • ST56MELF • ST56MELF-BZ • ST56MELF-WS • ST56MELF-WM • ST56MELF-WA 	<ul style="list-style-type: none"> • 1-1 Layer • 2-2Layers • 3-3 Layers • 4-4 Layers • 5-5 Layers 	<ul style="list-style-type: none"> • 12-DC12V • 24-DC24V • 110-AC110V • 220-AC220V 	<ul style="list-style-type: none"> R-Red A-Amber G-Green B-Blue W-White 	<ul style="list-style-type: none"> • ST56EL • ST56EL-BZ • ST56EL-WS • ST56EL-WM • ST56EL-WA • ST56ELF • ST56ELF-BZ • ST56ELF-WS • ST56ELF-WM • ST56ELF-WA 	<ul style="list-style-type: none"> • 1-1 Layer • 2-2Layers • 3-3 Layers • 4-4 Layers • 5-5 Layers 	<ul style="list-style-type: none"> • 12-DC12V • 24-DC24V • 110-AC110V • 220-AC220V 	<ul style="list-style-type: none"> R-Red A-Amber G-Green B-Blue W-White 	<ul style="list-style-type: none"> • None - Standard type • Mounting type - LB18 - LW18 - QZ18 - SZ18 - QL18 - SL18


ST80MEL	3	110/220	RAG	ST80EL	3	110/220	RAG	LW24
[Model number]	[Layer count]	[Voltage]	[Color]	[Model number]	[Layer count]	[Voltage]	[Color]	[Mounting option]
<ul style="list-style-type: none"> • ST80MEL • ST80MEL-BZ • ST80MEL-WS • ST80MEL-WM • ST80MEL-WA • ST80MELF • ST80MELF-BZ • ST80MELF-WS • ST80MELF-WM • ST80MELF-WA 	<ul style="list-style-type: none"> • 1-1 Layer • 2-2Layers • 3-3 Layers • 4-4 Layers • 5-5 Layers 	<ul style="list-style-type: none"> • 12-DC12V • 24-DC24V • 110-AC110V • 220-AC220V 	<ul style="list-style-type: none"> R-Red A-Amber G-Green B-Blue W-White 	<ul style="list-style-type: none"> • ST80EL • ST80EL-BZ • ST80EL-WS • ST80EL-WM • ST80EL-WA • ST80ELF • ST80ELF-BZ • ST80ELF-WS • ST80ELF-WM • ST80ELF-WA 	<ul style="list-style-type: none"> • 1-1 Layer • 2-2Layers • 3-3 Layers • 4-4 Layers • 5-5 Layers 	<ul style="list-style-type: none"> • 12-DC12V • 24-DC24V • 110-AC110V • 220-AC220V 	<ul style="list-style-type: none"> R-Red A-Amber G-Green B-Blue W-White 	<ul style="list-style-type: none"> • None - Standard type • Mounting type - LB24 - LW24 - QZ24 - SZ24 - QL24 - SL24

Product Specifications


• ST45ML

Model number	Layer count	Voltage	Certificate	Weight	Color
* ST45ML * ST45ML-BZ ST45ML-WS ST45ML-WM ST45ML-WA * ST45MLF * ST45MLF-BZ ST45MLF-WS ST45MLF-WM ST45MLF-WA	1	AC/DC12V AC/DC24V AC110V AC220V		0.19kg 0.19kg 0.25kg 0.25kg	R-Red
	2	AC/DC12V AC/DC24V AC110V AC220V		0.21kg 0.21kg 0.29kg 0.29kg	R-Red G-Green
	3	AC/DC12V AC/DC24V AC110V AC220V		0.25kg 0.25kg 0.34kg 0.34kg	R-Red A-Amber G-Green
	4	AC/DC12V AC/DC24V AC110V AC220V		0.30kg 0.30kg 0.38kg 0.38kg	R-Red A-Amber G-Green B-Blue
	5	AC/DC12V AC/DC24V AC110V AC220V		0.34kg 0.34kg 0.42kg 0.42kg	R-Red A-Amber G-Green B-Blue W-White


• ST45L

Model number	Layer count	Voltage	Certificate	Weight	Color
* ST45L * ST45L-BZ ST45L-WS ST45L-WM ST45L-WA * ST45LF * ST45LF-BZ ST45LF-WS ST45LF-WM ST45LF-WA	1	AC/DC12V AC/DC24V AC110V AC220V		0.35kg 0.35kg 0.45kg 0.45kg	R-Red
	2	AC/DC12V AC/DC24V AC110V AC220V		0.39kg 0.39kg 0.49kg 0.49kg	R-Red G-Green
	3	AC/DC12V AC/DC24V AC110V AC220V		0.44kg 0.44kg 0.54kg 0.54kg	R-Red A-Amber G-Green
	4	AC/DC12V AC/DC24V AC110V AC220V		0.48kg 0.48kg 0.58kg 0.58kg	R-Red A-Amber G-Green B-Blue
	5	AC/DC12V AC/DC24V AC110V AC220V		0.52kg 0.52kg 0.62kg 0.62kg	R-Red A-Amber G-Green B-Blue W-White


• ST56MEL

Model number	Layer count	Voltage	Certificate	Weight	Color
* ST56MEL * ST56MEL-BZ ST56MEL-WS ST56MEL-WM ST56MEL-WA * ST56MELF * ST56MELF-BZ ST56MELF-WS ST56MELF-WM ST56MELF-WA	1	AC/DC12V AC/DC24V AC110V AC220V		0.26kg 0.26kg 0.42kg 0.42kg	R-Red
	2	AC/DC12V AC/DC24V AC110V AC220V		0.32kg 0.32kg 0.48kg 0.48kg	R-Red G-Green
	3	AC/DC12V AC/DC24V AC110V AC220V		0.37kg 0.37kg 0.54kg 0.54kg	R-Red A-Amber G-Green
	4	AC/DC12V AC/DC24V AC110V AC220V		0.43kg 0.43kg 0.59kg 0.59kg	R-Red A-Amber G-Green B-Blue
	5	AC/DC12V AC/DC24V AC110V AC220V		0.49kg 0.49kg 0.65kg 0.65kg	R-Red A-Amber G-Green B-Blue W-White


• ST56EL

Model number	Layer count	Voltage	Certificate	Weight	Color
* ST56EL * ST56EL-BZ ST56EL-WS ST56EL-WM ST56EL-WA * ST56ELF * ST56ELF-BZ ST56ELF-WS ST56ELF-WM ST56ELF-WA	1	AC/DC12V AC/DC24V AC110V AC220V		0.41kg 0.41kg 0.57kg 0.57kg	R-Red
	2	AC/DC12V AC/DC24V AC110V AC220V		0.47kg 0.47kg 0.62kg 0.62kg	R-Red G-Green
	3	AC/DC12V AC/DC24V AC110V AC220V		0.52kg 0.52kg 0.68kg 0.68kg	R-Red A-Amber G-Green
	4	AC/DC12V AC/DC24V AC110V AC220V		0.58kg 0.58kg 0.74kg 0.74kg	R-Red A-Amber G-Green B-Blue
	5	AC/DC12V AC/DC24V AC110V AC220V		0.63kg 0.63kg 0.75kg 0.75kg	R-Red A-Amber G-Green B-Blue W-White

• ST56ML

Model number	Layer count	Voltage	Certificate	Weight	Color
* ST56ML * ST56ML-BZ ST56ML-WS ST56ML-WM ST56ML-WA * ST56MLF * ST56MLF-BZ ST56MLF-WS ST56MLF-WM ST56MLF-WA	1	AC/DC12V AC/DC24V AC110V AC220V		0.22kg 0.22kg 0.45kg 0.45kg	R-Red
	2	AC/DC12V AC/DC24V AC110V AC220V		0.30kg 0.30kg 0.53kg 0.53kg	R-Red G-Green
	3	AC/DC12V AC/DC24V AC110V AC220V		0.38kg 0.38kg 0.61kg 0.61kg	R-Red A-Amber G-Green
	4	AC/DC12V AC/DC24V AC110V AC220V		0.46kg 0.46kg 0.70kg 0.70kg	R-Red A-Amber G-Green B-Blue
	5	AC/DC12V AC/DC24V AC110V AC220V		0.54kg 0.54kg 0.78kg 0.78kg	R-Red A-Amber G-Green B-Blue W-White

• ST56L

Model number	Layer count	Voltage	Certificate	Weight	Color
* ST56L * ST56L-BZ ST56L-WS ST56L-WM ST56L-WA * ST56LF * ST56LF-BZ ST56LF-WS ST56LF-WM ST56LF-WA	1	AC/DC12V AC/DC24V AC110V AC220V		0.44kg 0.44kg 0.60kg 0.60kg	R-Red
	2	AC/DC12V AC/DC24V AC110V AC220V		0.52kg 0.52kg 0.68kg 0.68kg	R-Red G-Green
	3	AC/DC12V AC/DC24V AC110V AC220V		0.60kg 0.60kg 0.76kg 0.76kg	R-Red A-Amber G-Green
	4	AC/DC12V AC/DC24V AC110V AC220V		0.68kg 0.68kg 0.84kg 0.84kg	R-Red A-Amber G-Green B-Blue
	5	AC/DC12V AC/DC24V AC110V AC220V		0.77kg 0.77kg 0.93kg 0.93kg	R-Red A-Amber G-Green B-Blue W-White


※ Models with an asterisk mark (*) have certification.

※ CE compliant : DC12V/24V


※ UL listed : DC24V

Product Specifications


• ST80MEL

Model number	Layer count	Voltage	Certificate	Weight	Color
* ST80MEL * ST80MEL-BZ ST80MEL-WS ST80MEL-WM ST80MEL-WA ST80MELF ST80MELF-BZ ST80MELF-WS ST80MELF-WM ST80MELF-WA	1	AC/DC12V AC/DC24V AC110V AC220V		0.36kg 0.36kg 0.59kg 0.59kg	R-Red
	2	AC/DC12V AC/DC24V AC110V AC220V		0.45kg 0.45kg 0.68kg 0.68kg	R-Red G-Green
	3	AC/DC12V AC/DC24V AC110V AC220V		0.55kg 0.55kg 0.76kg 0.76kg	R-Red A-Amber G-Green
	4	AC/DC12V AC/DC24V AC110V AC220V		0.64kg 0.64kg 0.87kg 0.87kg	R-Red A-Amber G-Green B-Blue
	5	AC/DC12V AC/DC24V AC110V AC220V		0.73kg 0.73kg 0.96kg 0.96kg	R-Red A-Amber G-Green B-Blue W-White


• ST80EL

Model number	Layer count	Voltage	Certificate	Weight	Color
* ST80EL * ST80EL-BZ ST80EL-WS ST80EL-WM ST80EL-WA ST80ELF ST80ELF-BZ ST80ELF-WS ST80ELF-WM ST80ELF-WA	1	AC/DC12V AC/DC24V AC110V AC220V		0.58kg 0.58kg 0.81kg 0.81kg	R-Red
	2	AC/DC12V AC/DC24V AC110V AC220V		0.67kg 0.67kg 0.91kg 0.91kg	R-Red G-Green
	3	AC/DC12V AC/DC24V AC110V AC220V		0.77kg 0.77kg 1.00kg 1.00kg	R-Red A-Amber G-Green
	4	AC/DC12V AC/DC24V AC110V AC220V		0.86kg 0.86kg 1.09kg 1.09kg	R-Red A-Amber G-Green B-Blue
	5	AC/DC12V AC/DC24V AC110V AC220V		0.95kg 0.95kg 1.19kg 1.19kg	R-Red A-Amber G-Green B-Blue W-White

• ST80ML

Model number	Layer count	Voltage	Certificate	Weight	Color
* ST80ML * ST80ML-BZ ST80ML-WS ST80ML-WM ST80ML-WA ST80MLF ST80MLF-BZ ST80MLF-WS ST80MLF-WM ST80MLF-WA	1	AC/DC12V AC/DC24V AC110V AC220V		0.40kg 0.40kg 0.64kg 0.64kg	R-Red
	2	AC/DC12V AC/DC24V AC110V AC220V		0.54kg 0.54kg 0.78kg 0.78kg	R-Red G-Green
	3	AC/DC12V AC/DC24V AC110V AC220V		0.68kg 0.68kg 0.92kg 0.92kg	R-Red A-Amber G-Green
	4	AC/DC12V AC/DC24V AC110V AC220V		0.83kg 0.83kg 1.06kg 1.06kg	R-Red A-Amber G-Green B-Blue
	5	AC/DC12V AC/DC24V AC110V AC220V		0.97kg 0.97kg 1.20kg 1.20kg	R-Red A-Amber G-Green B-Blue W-White

• ST80L

Model number	Layer count	Voltage	Certificate	Weight	Color
* ST80L * ST80L-BZ ST80L-WS ST80L-WM ST80L-WA ST80LF ST80LF-BZ ST80LF-WS ST80LF-WM ST80LF-WA	1	AC/DC12V AC/DC24V AC110V AC220V		0.62kg 0.62kg 0.86kg 0.86kg	R-Red
	2	AC/DC12V AC/DC24V AC110V AC220V		0.77kg 0.77kg 1.00kg 1.00kg	R-Red G-Green
	3	AC/DC12V AC/DC24V AC110V AC220V		0.91kg 0.91kg 1.14kg 1.14kg	R-Red A-Amber G-Green
	4	AC/DC12V AC/DC24V AC110V AC220V		1.05kg 1.05kg 1.29kg 1.29kg	R-Red A-Amber G-Green B-Blue
	5	AC/DC12V AC/DC24V AC110V AC220V		1.19kg 1.19kg 1.14kg 1.14kg	R-Red A-Amber G-Green B-Blue W-White

※ Models with an asterisk mark (*) have certification.

※ CE compliant : DC24V, DC12V/24V(ST80EL, ST80EL)

※ UL listed : DC24V

• Light source / buzzer current (based on 1 layer)

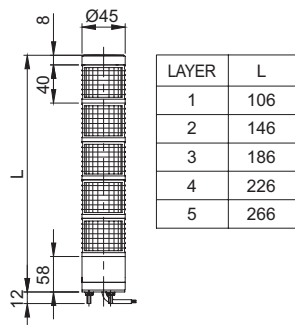
Model number	Current	AC/DC12V	AC/DC24V	AC110V	AC220V
ST45ML ST45L	Light source current(1 layer)	0.040A	0.055A	0.045A	0.030A
	buzzer current	0.040A	0.075A	0.050A	0.035A
	Signal sound current	0.200A(DC12V)	0.135A(DC24V)	0.050A	0.035A
ST56MEL ST56EL	Light source current(1 layer)	0.060A	0.060A	0.050A	0.040A
	buzzer current	0.040A	0.075A	0.050A	0.040A
	Signal sound current	0.200A(DC12V)	0.135A(DC24V)	0.050A	0.035A
ST56ML ST56L	Light source current(1 layer)	0.120A	0.095A	0.070A	0.055A
	buzzer current	0.040A	0.075A	0.050A	0.040A
	Signal sound current	0.200A(DC12V)	0.135A(DC24V)	0.050A	0.035A
ST80MEL ST80EL	Light source current(1 layer)	0.080A	0.060A	0.050A	0.040A
	buzzer current	0.040A	0.075A	0.050A	0.040A
	Signal sound current	0.200A(DC12V)	0.135A(DC24V)	0.050A	0.035A
ST80ML ST80L	Light source current(1 layer)	0.160A	0.095A	0.070A	0.055A
	buzzer current	0.040A	0.075A	0.050A	0.040A
	Signal sound current	0.200A(DC12V)	0.135A(DC24V)	0.050A	0.035A

Dimensions (Units : mm)

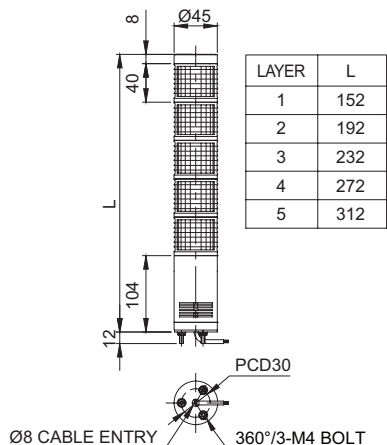
(Units : mm)

- **ST45ML/ ST45L**

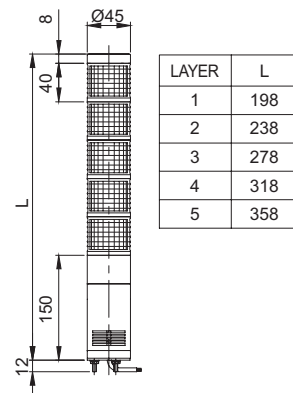
ST45ML : AC/DC
ST45ML-BZ : DC
ST45MLF : DC



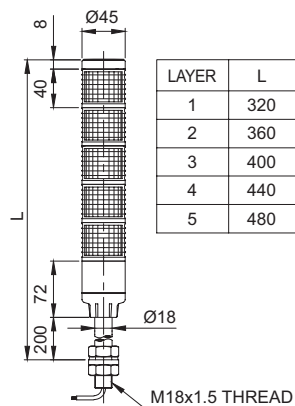
ST45ML-BZ : AC
ST45MLF : AC
ST45MLF-BZ : DC



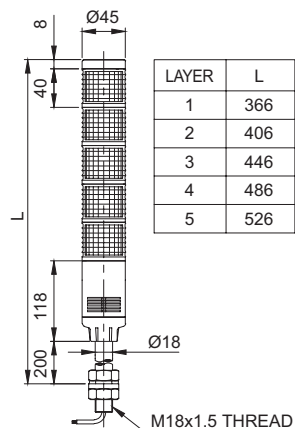
ST45MLF-BZ : AC



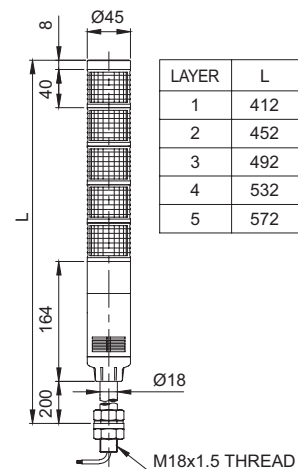
ST45L : AC/DC
ST45L-BZ : DC
ST45LF : DC



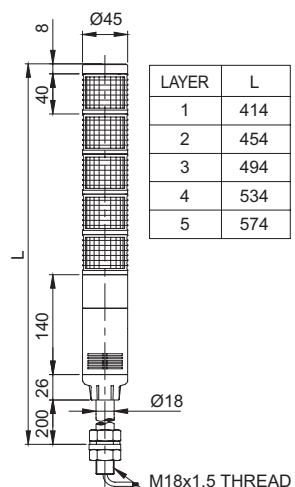
ST45L-BZ : AC
ST45LF : AC
ST45LF-BZ : DC



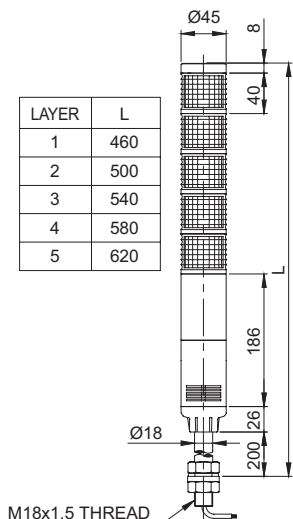
ST45LF-BZ : AC



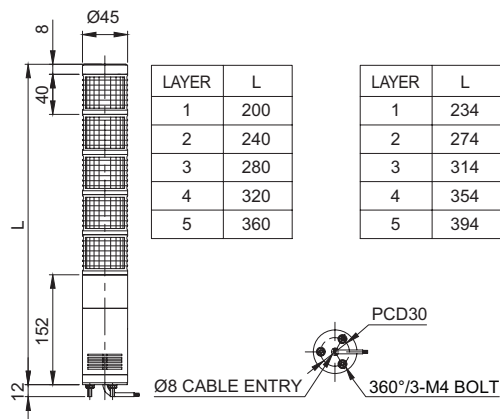
ST45L-W□: DC
ST45LF-W□: DC



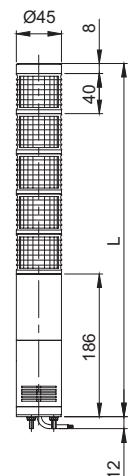
ST45L-W□: AC
ST45LF-W□: AC



ST45ML-W□: DC
ST45MLF-W□: DC

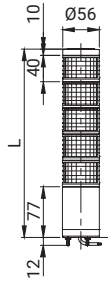


ST45ML-W□: AC
ST45MLF-W□: AC



• ST56MEL/ ST56EL

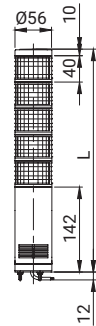
ST56MEL : AC/DC
ST56MEL-BZ : DC
ST56MELF : DC



LAYER	L
1	127
2	167
3	207
4	247
5	287

LAYER	L
1	192
2	232
3	272
4	312
5	352

ST56MEL-BZ : AC
ST56MELF-BZ : AC/DC
ST56MELF : AC



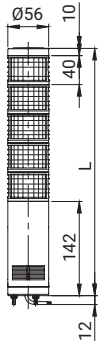
ST56MEL-W□ : AC
ST56MELF-W□ : AC



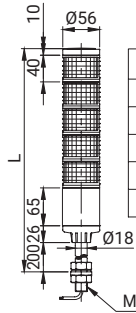
LAYER	L
1	257
2	297
3	337
4	377
5	417

LAYER	L
1	192
2	232
3	272
4	312
5	352

ST56MEL-W□ : DC
ST56MELF-W□ : DC



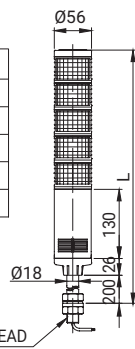
ST56EL : AC/DC
ST56EL-BZ : DC
ST56ELF : DC



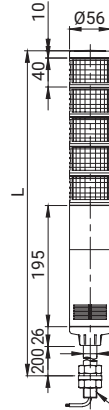
LAYER	L
1	341
2	381
3	421
4	461
5	501

LAYER	L
1	406
2	446
3	486
4	526
5	566

ST56EL-BZ : AC
ST56ELF-BZ : AC/DC
ST56ELF : AC



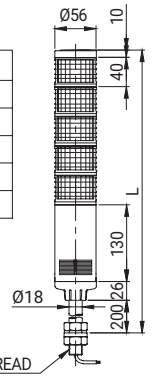
ST56EL-W□ : AC
ST56ELF-W□ : AC



LAYER	L
1	471
2	511
3	551
4	591
5	631

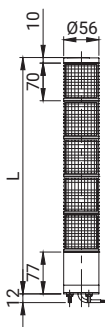
LAYER	L
1	406
2	446
3	486
4	526
5	566

ST56EL-W□ : DC
ST56ELF-W□ : DC



• ST56ML/ ST56L

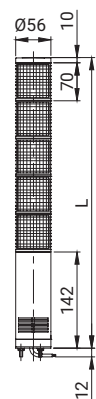
ST56ML : AC/DC
ST56ML-BZ : DC



LAYER	L
1	157
2	227
3	297
4	367
5	437

LAYER	L
1	222
2	292
3	362
4	432
5	502

ST56ML-BZ : AC
ST56MLF-BZ : AC/DC



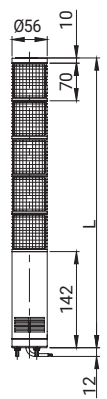
ST56ML-W□ : AC
ST56MLF-W□ : AC



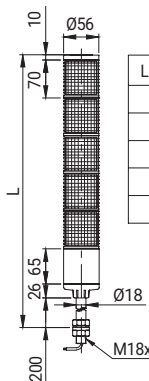
LAYER	L
1	287
2	357
3	427
4	497
5	567

LAYER	L
1	222
2	292
3	362
4	432
5	502

ST56ML-W□ : DC
ST56MLF-W□ : DC



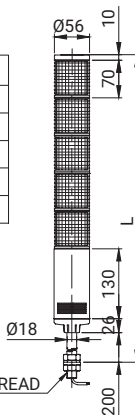
ST56L : AC/DC
ST56L-BZ : DC
ST56LF : DC



LAYER	L
1	371
2	441
3	511
4	581
5	651

LAYER	L
1	436
2	506
3	576
4	646
5	716

ST56L-BZ : AC
ST56LF-BZ : AC/DC
ST56LF : AC



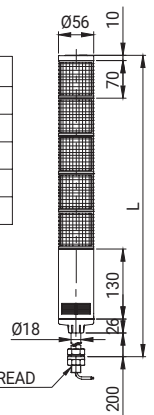
ST56L-W□ : AC
ST56LF-W□ : AC



LAYER	L
1	501
2	571
3	641
4	711
5	781

LAYER	L
1	436
2	506
3	576
4	646
5	716

ST56L-W□ : DC
ST56LF-W□ : DC

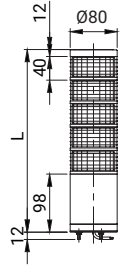


Dimensions

(Units : mm)

• ST80MEL/ ST80EL

ST80MEL : AC/DC
ST80MELF : AC/DC

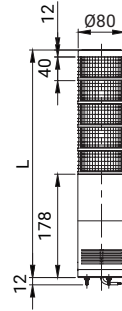


LAYER	L
1	150
2	190
3	230
4	270
5	310

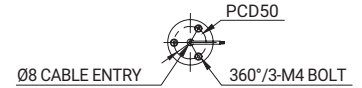


ST80MEL-BZ : AC/DC
ST80MELF-BZ : AC/DC

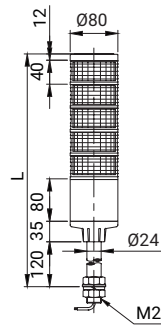
ST80MEL-W□
ST80MELF-W□



LAYER	L
1	230
2	270
3	310
4	350
5	390



ST80EL : AC/DC
ST80ELF : AC/DC



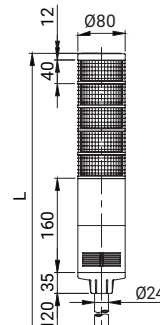
LAYER	L
1	287
2	327
3	367
4	407
5	447



M24x1.5 THREAD

ST80EL-BZ : AC/DC
ST80ELF-BZ : AC/DC

ST80EL-W□
ST80ELF-W□

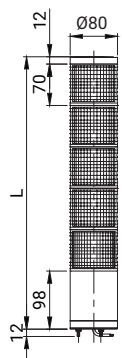


LAYER	L
1	367
2	407
3	447
4	487
5	527

M24x1.5 THREAD

• ST80ML/ ST80L

ST80ML : AC/DC
ST80MLF : AC/DC

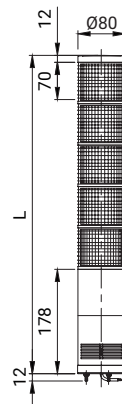


LAYER	L
1	180
2	250
3	320
4	390
5	460



ST80ML-BZ : AC/DC
ST80MLF-BZ : AC/DC

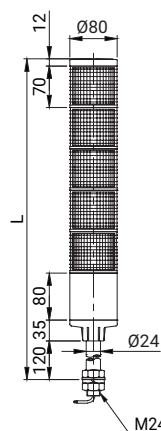
ST80ML-W□
ST80MLF-W□



LAYER	L
1	260
2	330
3	400
4	470
5	540



ST80L : AC/DC
ST80LF : AC/DC



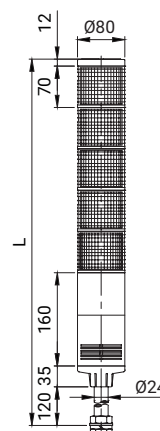
LAYER	L
1	317
2	387
3	457
4	527
5	597



M24x1.5 THREAD

ST80L-BZ : AC/DC
ST80LF-BZ : AC/DC

ST80L-W□
ST80LF-W□



LAYER	L
1	397
2	467
3	537
4	607
5	677

M24x1.5 THREAD

Wiring Instructions

■ Wiring using external contact

- In case of wiring with external contacts, refer to the wiring diagrams below according to your product's type and voltage setting.

	Wiring diagrams		Wiring diagrams
DC Steady	<p>ST45ML ST45L ST56MEL ST56ML ST56EL ST56L ST80MEL ST80ML ST80EL ST80L</p>	AC Steady	<p>ST45ML ST45L ST56MEL ST56ML ST56EL ST56L ST80MEL ST80ML ST80EL ST80L</p>
DC Steady/Flashing	<p>ST45MLF ST45LF ST56MELF ST56MLF ST56ELF ST56LF ST80MELF ST80MLF ST80ELF ST80LF</p>	AC Steady/Flashing	<p>ST45MLF ST45LF ST56MELF ST56MLF ST56ELF ST56LF ST80MELF ST80MLF ST80ELF ST80LF</p>
DC/AC Steady Built-in Signal Sound	<p>ST45ML ST45L ST56MEL ST56ML ST56EL ST56L ST80MEL ST80ML ST80EL ST80L</p> <ul style="list-style-type: none">• ST□□M(E)L - WS/ WM/ WA type same wiring instruction• ST□□(E)L - WS/ WM/ WA type same wiring instruction• ST□□L <p>Lens diameter 45(45mm) : ST45L 56(56mm) : ST56L 80(80mm) : ST80L</p>	DC/AC Steady/Flashing Built-in Signal Sound	<p>ST45MLF ST45LF ST56MELF ST56MLF ST56ELF ST56LF ST80MELF ST80MLF ST80ELF ST80LF</p> <ul style="list-style-type: none">• ST□□M(E)LF - WS/ WM/ WA type same wiring instruction• ST□□(E)LF - WS/ WM/ WA type same wiring instruction• ST□□LF <p>Lens diameter 45(45mm) : ST45LF 56(56mm) : ST56LF 80(80mm) : ST80LF</p>

- DC steady type cable specification : External power/ signal line - UL1007 AWG22(0.3sq) 400mm.
- AC steady, AC/DC steady/flashing type cable specification : External power line - UL1015 AWG18(0.75sq) × 2C 400mm,
External signal line - UL1007 AWG22(0.3sq) 400mm

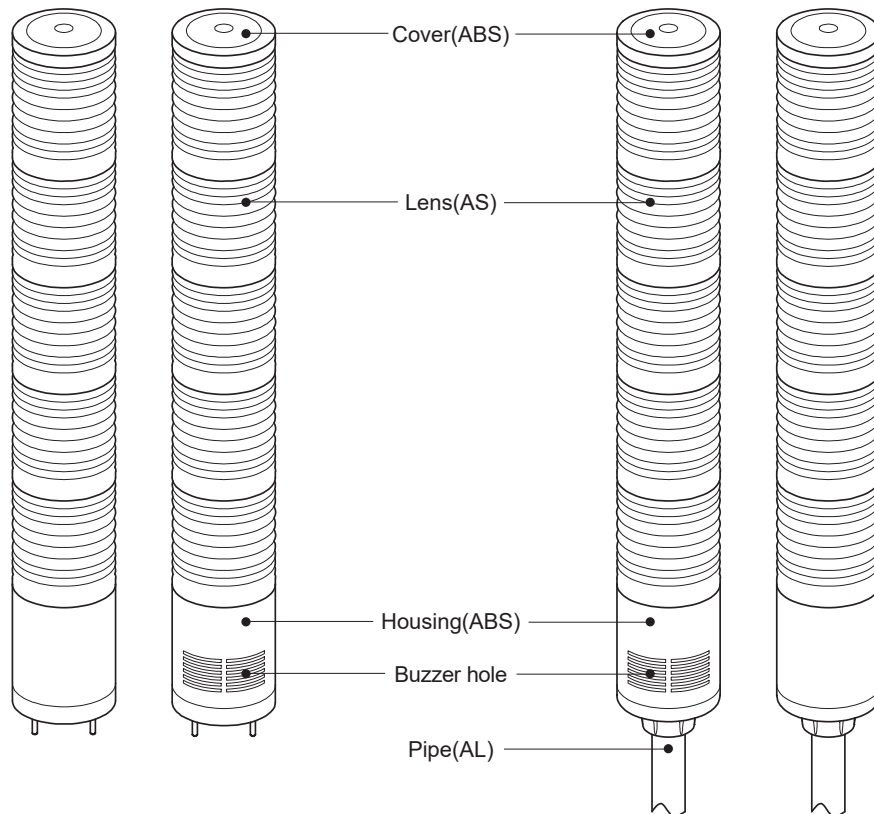
■ Wiring using transistor

- When using a transistor, please choose between the NPN or PNP type transistor which best matches the voltage and product type, then connect them correctly according to the wiring diagrams below.

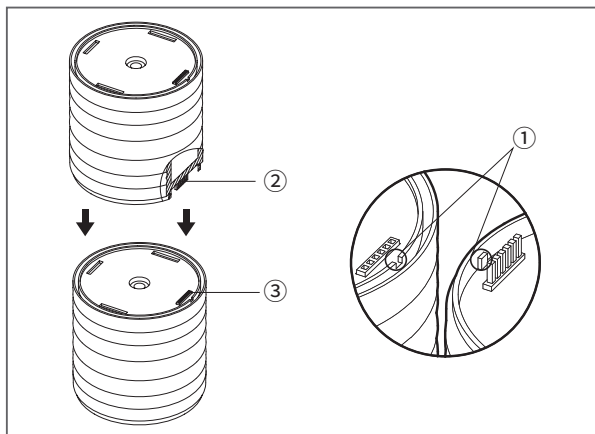
Wiring diagrams	
DC Steady	<div style="display: flex; justify-content: space-around;"> <div> <p>NPN-Transistor</p> </div> <div> <p>External Transistor-NPN</p> </div> <div> <p>PNP-Transistor</p> </div> <div> <p>External Transistor-PNP</p> </div> </div>
DC Steady/Flashing	<div style="display: flex; justify-content: space-around;"> <div> <p>PNP-Transistor</p> </div> <div> <p>External Transistor-PNP</p> </div> </div>
AC Steady/Flashing	<div style="display: flex; justify-content: space-around;"> <div> <p>PNP-Transistor</p> </div> <div> <p>External Transistor-PNP</p> </div> </div>
DC/AC Steady Built-in Signal Sound	<div style="display: flex; justify-content: space-around;"> <div> <p>NPN-Transistor</p> </div> <div> <p>External Transistor-NPN</p> </div> </div>
DC/AC Steady/Flashing Built-in Signal Sound	<div style="display: flex; justify-content: space-around;"> <div> <p>NPN-Transistor</p> </div> <div> <p>External Transistor-NPN</p> </div> </div>

- DC steady type cable specification : External power/ signal line - UL1007 AWG22(0.3sq) 400mm.
- AC steady, AC/DC steady/flashing type cable specification : External power line - UL1015 AWG18(0.75sq) × 2C 400mm,
External signal line - UL1007 AWG22(0.3sq) 400mm

Parts Definition



How to Change Lens Kit



- When rearranging or replacing the lens kits, please be aware of the contact point ① and the connector pin ② marked in the diagram on the left.
- Press down to assemble the lens kits while making sure that connector pin ② and connector ③ aligns correctly.
- Please make sure that the rubber spacer placed on the top of each lens kit is tightly secured to the bottom of the other lens kit.

※ Caution when dealing with lens kit

- Lens kits are connected with connector pins each other. Bad connection may be experienced when the connector pins are touched with a foreign substance.
- If the lens kits are not turned on or not flashed after lens kits replacement, please make sure status of lens kit connection.

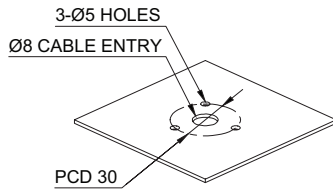
Installation Environment and Protection Rating

- This product is designed for indoor use with protection rating of IP44(standard type) or IP23(buzzer type).
- If the product is installed in locations that subject it to excessive dust or water other than the designated IP protection rating indicated(IP44), it may cause malfunction or damage to the product.
- For further information, please visit our website(www.qlight.com).

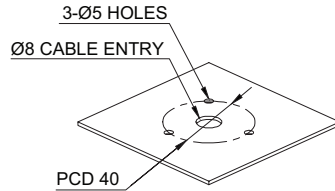
Mounting Hole Specifications

■ ST45ML/ ST56MEL/ ST56ML/ ST80MEL/ ST80ML-Direct Mounting Type Model

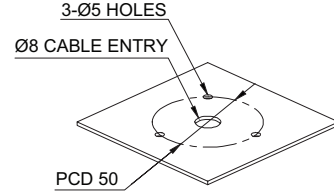
① Machine holes on the mounting surface referring to the diagram below.



ST45ML



ST56MEL/ ST56ML



ST80MEL/ ST80ML

- ② First, remove the flange nuts from bolts and place the product through the mounting surface holes.
 ③ Fasten the flange nuts on the opposite side of the mounting surface until the product is tightened securely.

■ 2 Sound Buzzer Type

- Buzzer type model with 2 different sounds of long beeping sound and short beeping sound is available upon request.

■ Lens Kits supplied by AC Type power (same wiring as DC Steady type product)

■ Customized pole length(ST45L/ ST56EL/ ST56L/ ST80EL/ ST80L)

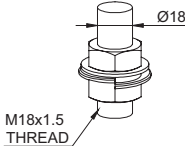
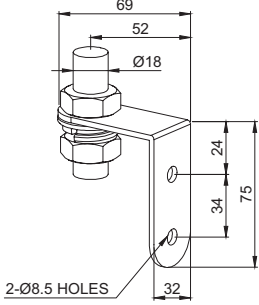
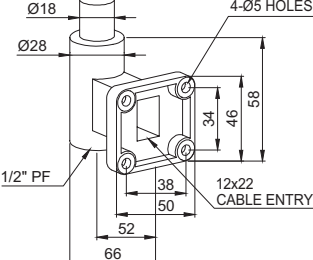
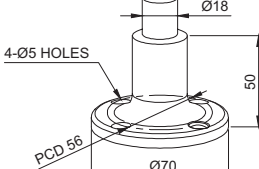
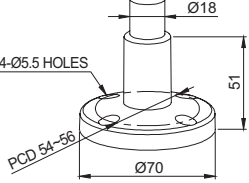
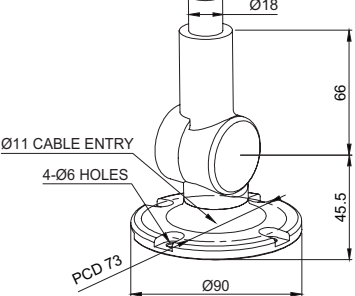
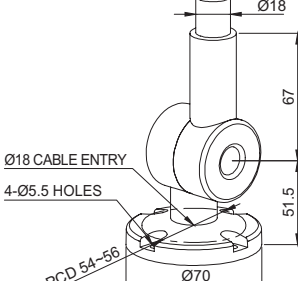
Mounting Accessories (Sold Separately)

- Please refer to the dimensions below for installation of mounting brackets.

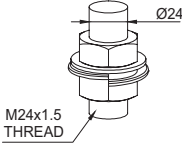
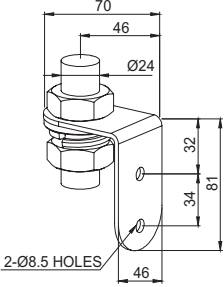
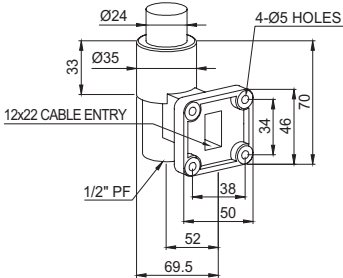
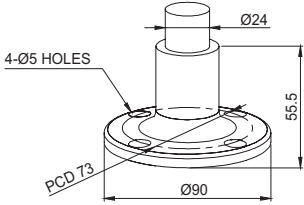
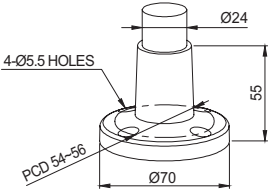
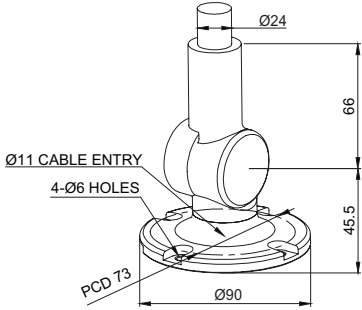
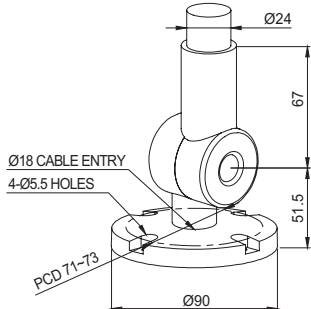
■ ST45ML/ ST56MEL/ ST56ML/ ST80MEL/ ST80ML - Direct Mounting Type Model

	Dimensions	
ST45 series ST56 series	<p>TWS45</p>	<p>TWA45</p>
ST80 series	<p>TWS80</p>	<p>TWA80</p>

■ ST45L/ ST56EL/ ST56L - Pole Mounting Type Model

	Dimensions	
ST45 series ST56 series	 <p>M18x1.5 THREAD</p> <p>Ø18</p> <p>18mm SCREW & NUT</p>	 <p>69 52 Ø18 24 34 75 32 2-Ø8.5 HOLES</p> <p>LB18</p>
	 <p>Ø18 Ø28 4-Ø5 HOLES 1/2" PF 34 46 58 38 50 12x22 CABLE ENTRY 52 66</p> <p>LW18</p>	 <p>Ø18 4-Ø5 HOLES PCD 56 Ø70 50</p> <p>SZ18</p>
	 <p>Ø18 4-Ø5.5 HOLES PCD 54-56 Ø70 51</p> <p>QZ18</p>	 <p>Ø18 66 Ø11 CABLE ENTRY 4-Ø6 HOLES PCD 73 Ø90 45.5</p> <p>SL18</p>
	 <p>Ø18 67 Ø18 CABLE ENTRY 4-Ø5.5 HOLES PCD 54-56 Ø70 51.5</p> <p>QL18</p>	

■ ST80EL/ ST80L - Pole Mounting Type Model

	Dimensions	
ST80 series	 <p>M24x1.5 THREAD</p> <p>Ø24</p>	 <p>70</p> <p>46</p> <p>Ø24</p> <p>32</p> <p>34</p> <p>81</p> <p>46</p> <p>2-Ø8.5 HOLES</p>
	24mm SCREW & NUT	LB24
	 <p>Ø24</p> <p>33</p> <p>Ø35</p> <p>4-Ø5 HOLES</p> <p>12x22 CABLE ENTRY</p> <p>1/2" PF</p> <p>34</p> <p>46</p> <p>70</p> <p>38</p> <p>50</p> <p>52</p> <p>69.5</p>	 <p>Ø24</p> <p>4-Ø5 HOLES</p> <p>PCD 73</p> <p>Ø90</p> <p>55.5</p>
	LW24	SZ24
	 <p>Ø24</p> <p>4-Ø5.5 HOLES</p> <p>PCD 54-56</p> <p>Ø70</p> <p>55</p>	 <p>Ø24</p> <p>Ø11 CABLE ENTRY</p> <p>4-Ø6 HOLES</p> <p>PCD 73</p> <p>Ø90</p> <p>45.5</p> <p>66</p>
	QZ24	SL24
	 <p>Ø24</p> <p>Ø18 CABLE ENTRY</p> <p>4-Ø5.5 HOLES</p> <p>PCD 71-73</p> <p>Ø90</p> <p>51.5</p> <p>67</p>	
	QL24	

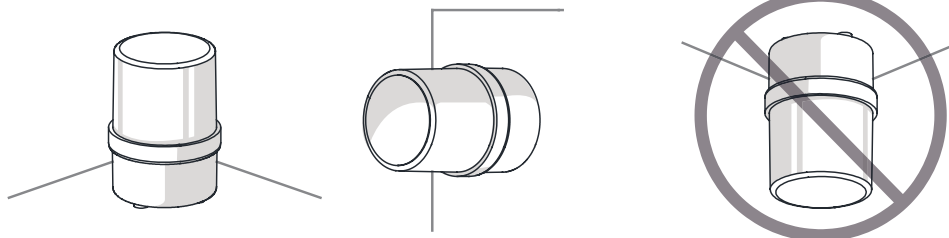
Product installation direction

- Install the product in accordance with the manual. Otherwise rainwater or moisture may penetrate into the product.

· BEACON/SIGNALING LIGHT

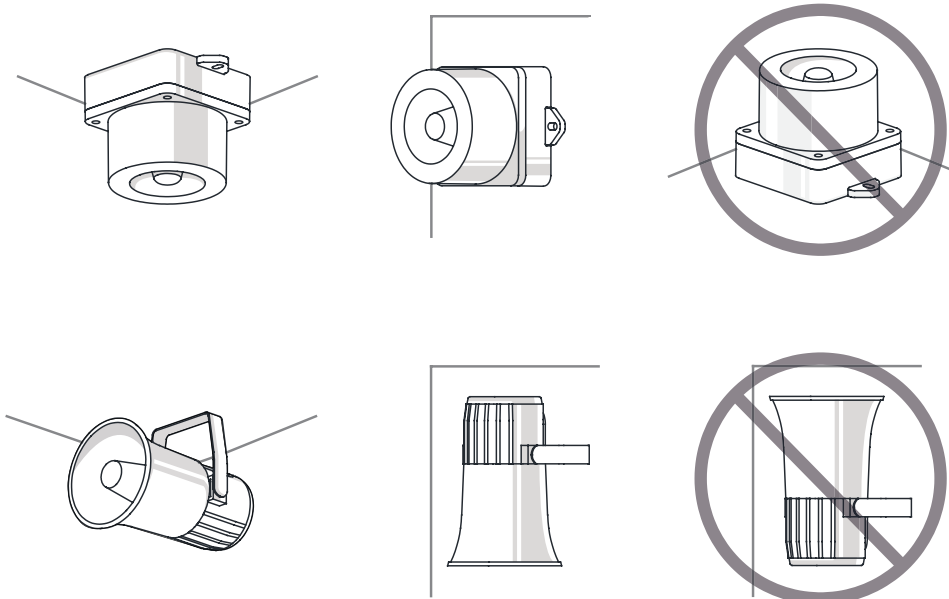
※ For products with a protection rating of less than IPX4, please install it vertically.

Power cord inlet part shall not be facing the sky.



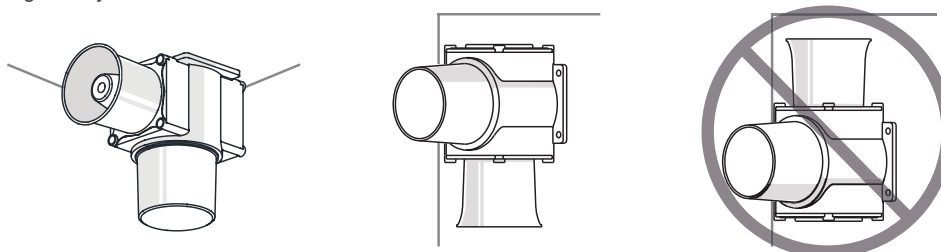
· ELECTRONIC SOUNDER/SIGNAL HORN

Sounder part shall not be facing the sky.



· HEAVY-DUTY & EXPLOSION PROOF SIGNALINGS

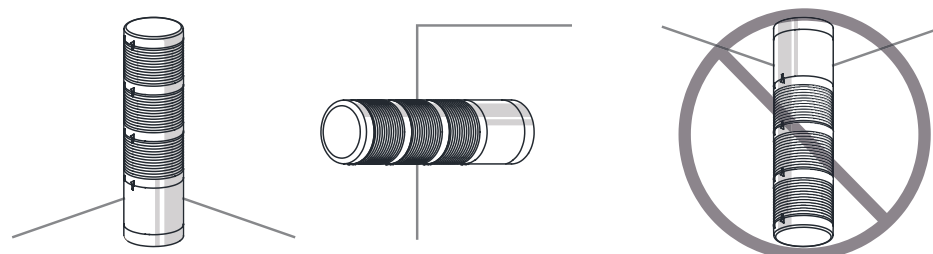
Sounder part shall not be facing the sky.

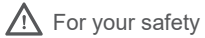


· SIGNAL TOWER LIGHTS

※ For products with a protection rating of less than IPX4, please install it vertically.

Power cord inlet part shall not be facing the sky.





For your safety

Specification and dimensions listed in this catalogue subject to change without notice for product quality improvement.
The newest product information is available on our website.(www.qlight.com)
Please read the instruction manual attached to the product carefully before installation and use.

Qlight Co., Ltd. www.qlight.com | trade@qlight.com

Head Office | Suite #1510, STX-V Tower, 128 Gasan digital 1-ro, Geumcheon-gu, Seoul, Korea

Tel. +82-2-2679-6152(Toll free. +82-80-328-2222) Fax. +82-2-2679-6154

Factory | 185-25, Mukbang-ro, Sangdong-myeon, Gimhae-si, Gyeongsangnam-do, Korea Tel. +82-55-328-1111(Toll free. +82-80-328-1111)

Qlight Overseas Sales Dept | 704 Nakdong-daero, Sasang-gu, Busan, Korea(Eomgung-Dong) Tel : +82-51-620-4100

Qlight Public Relations & Marketing Team Office | 704 Nakdong-daero, Sasang-gu, Busan, Korea(Eomgung-Dong) Tel. +82-51-245-0017

SHANGHAI Qlight Electronic Co., Ltd. www.qlight.com www.qlightcn.com | qlightcn@qlight.com

China Factory/ Shanghai Sales Office | #Room 333 Building B, #11, Lane 450, Zhenda Road, Baoshan District, Shanghai, China

Tel. +86-21-6651-7100 Fax. +86-21-6315-3929

China Factory Site 2 (Qidong) | #33, Haiyan Road, Qidong High-tech Industrial Development Zone, Qidong, Jiangsu Province, China

Tel +86-513-8384-9999 Fax +86-513-8384-9910

Qlightec

Innovation in Alarm & Signal

Product Operation Inquiry / Customer Support +82-51-620-4100

You can expect prompt service if you have exact information such as model name, symptom, telephone number and address.

※ALL PRODUCT, PRODUCT SPECIFICATIONS AND DATA ARE SUBJECT TO CHANGE WITHOUT NOTICE TO IMPROVE
RELIABILITY, FUNCTION OR DESIGN OR OTHERWISE.

Head office : Suite #1510, STX-V Tower, 128 Gasan digital 1-ro, Geumcheon-gu, Seoul, Korea (Postal Code : 08507)

Factory : 185-25, Mukbang-Ro, Sangdong-myeon, Gimhae-Si, Gyeongsangnam-do, Korea (Postal Code : 50805)

www.qlight.com

EN - ST45ML - 2401A