



FLTS



PRODUCT SPECIFICATION

FLTS

Materials Lens-PC, Housing-ABS**Ambient operating temperature** -30°C to +50°C**Protection rating** IP65**Compliant with RoHS directive**

- Attractive appearance with compact size
- Easy installation by adopting connector type power line
- Excellent visibility of the front/side indicator by adopting special diffused lens

FLTS LED Steady Type Turn Signal Light

| Model number | Voltage | Current | Certificates | Weight | Color |
|--------------|---------|---------|--|--------|-------------|
| FLTS | DC12V | 0.100A |   | 0.12kg | ● A - Amber |
| | DC24V | 0.050A | | | |

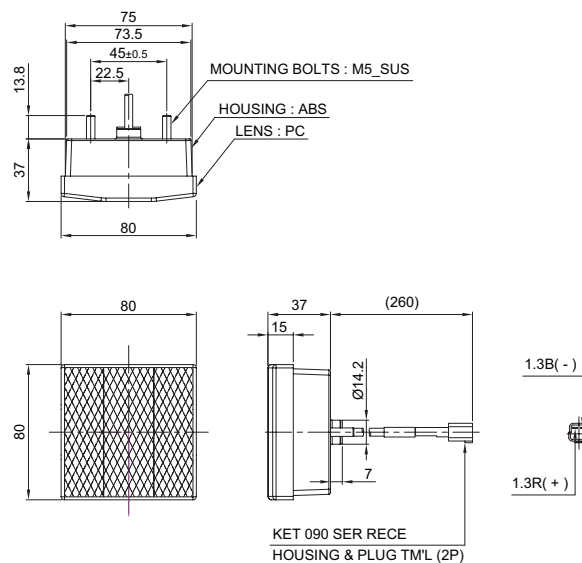
※ DC12V has a free-voltage range of DC10V-DC13.2V

※ DC24V has a free-voltage range of DC21.6V-DC26.4V

Technical Diagram

Units: mm

·FLTS



Wiring Instructions

- External power line UL2464 AWG20 (0.5sq) x 2C 250mm
- This product can be wired regardless of polarity.
- Connector - KET 090 SER RECE /HOUSING & PLUG TM'L (2P)

Ordering Specification

| | | | | |
|----------------|---|----------------------|---|-----------|
| FLTS | - | 12 | - | A |
| [Model number] | | [Voltage] | | [Color] |
| FLTS | | 12-DC12V 24-DC24V | | ● A-Amber |