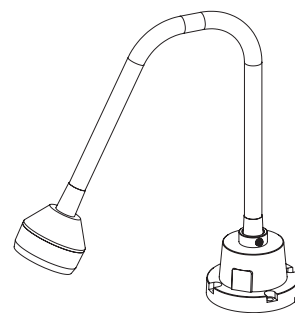



# Flexible Gooseneck LED Work Light

## QML60



Thank you for purchasing Qlight's products. Please read this user manual carefully prior to installation and operation to ensure safe and correct use.

### Precautions for Safety

Failure to follow the instructions below may cause a loss of life or serious physical injury.

1. During wiring or maintenance, please completely turn off the power of the product. (Failure to follow this may lead to an electric shock.)
2. Do not install the product in locations that subjects it to excessive dust or water other than the conditions designated by the IP protection ratings indicated for each product. (Failure to follow these instructions may cause a fire to the product, electric shock, physical injury, malfunction or damage to the product.)
3. Do not alter or repair this product. If maintenance or repair service is required, please contact your local Qlight contact point. (Failure to follow these instructions may lead to fire, electric shock, or product damage.)
4. Please apply the correct voltage to the product. (Failure to follow these instructions may lead to fire, electric shock, or product damage.)
5. When the product is applied to a condition that may impact lives or property, please make sure to have a double safety device. (Failure to follow this may cause damage to property, fire, electric shock and loss of life.)

### Precautions for Correct Use

Failure to follow the proper instructions may cause damage to property, the product, or malfunction of the product that would void the warranty.

1. Please remove any objects that can interrupt ventilation around the product.
2. Please turn off the power of the product immediately if it fails to operate properly.
3. Carefully wire the product according to each product's specification.
4. Please be careful in preventing chemicals such as thinner, benzene, etc. in contact with the surface of the product.
5. Do not apply excessive force/impact to the product.
6. Failure to follow any of the instructions above may cause malfunction or damage to the product, fire, and electric shock.

### Ordering Specification

|                |   |                     |   |              |
|----------------|---|---------------------|---|--------------|
| QML60          | - | 60                  | - | 24           |
| [Model number] |   | [Product Dimension] |   | [Voltage]    |
| I              |   | I                   |   | I            |
| • QML60        |   | • 60 - Ø60          |   | • 24 - DC24V |



Please scan the QR code for more detailed product information.

[www.qlight.com](http://www.qlight.com)

## Product Specifications

### ■Optics Specifications

|                             |  |
|-----------------------------|--|
| Model number                | QML60  |
| Lens color                  | Trasparent   |
| Light color(Standard)       | Cooldaylight   |
| Color temperature(Standard) | 5,300-6,100K   |
| Illumination(at 1m)         | 3,900Lux(with 25 degree lens)<br>1,800Lux(with 45 degree lens-customization) |

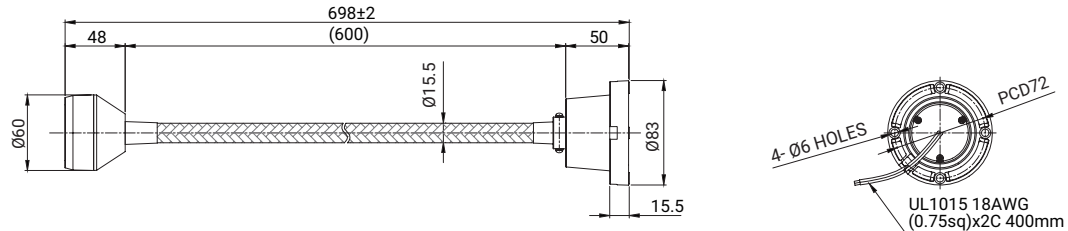
### ■General Product Specifications

|                             |                                    |
|-----------------------------|------------------------------------|
| Model number                | QML60                              |
| Rated voltage               | DC24V                              |
| Range for operation voltage | DC21V-30V                          |
| Power consumption           | 6.5W                               |
| Insulation resistance       | Min. 100MΩ(500V DC mega ohm meter) |
| Withstanding voltage        | DC : 500V AC, 60Hz, 1 minute       |
| Protection rating           | IP65                               |
| Operating temperature       | -30°C to +60°C                     |
| Materials                   | Housing-Al(DIE CASTING), Lens-PC   |
| Certificate                 | CE                                 |
| Weight(approx.)             | 0.87kg                             |

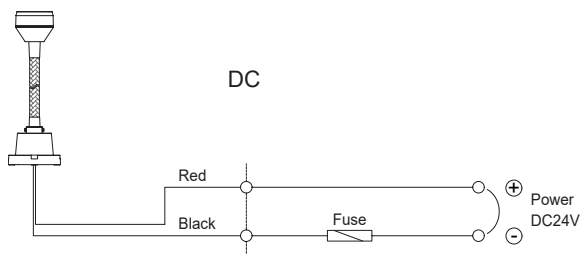
## Dimensions

(Units : mm)

QML60



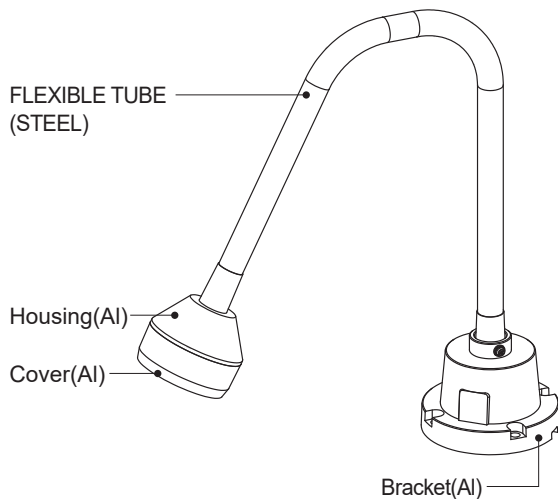
## Wiring Instructions



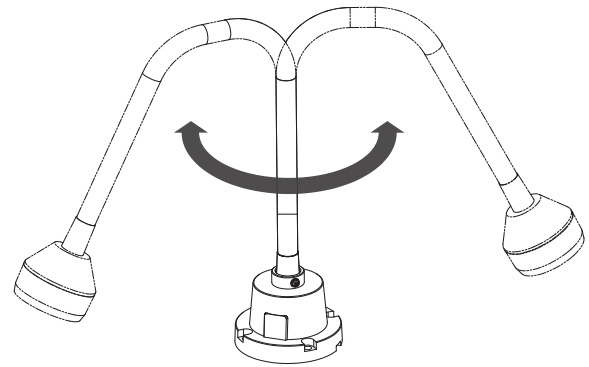
- External power line - UL1015 AWG18(0.75sq) x 2C 400mm
- This product can be wired regardless of polarity.

## Parts Definition/ Bracket Adjustment

### ■ Parts Definition



### ■ The method of adjusting an angle



- This product is installed a corrugated tube type bracket and it is possible to conveniently adjust the irradiation angle on the product light source without a tool.

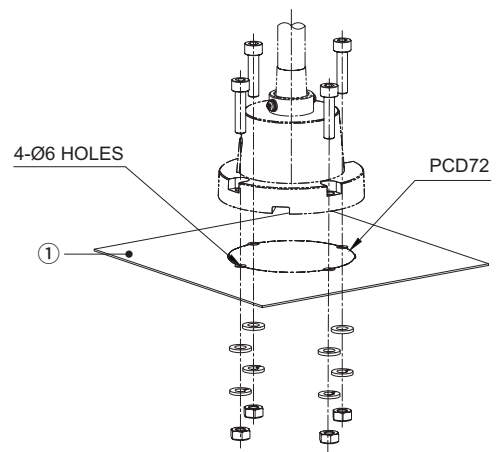
## Installation/ Mounting Hole Specifications

### ■ Installation

- First, machine taps or holes on the mounting surface (①).
- The mounting hole of this product is 4.2mm in diameter.
- When machining taps, fasten the bolt through the mounting hole of the product.
- When machining holes, insert the bolt through the hole of the product, and tighten the nut from the opposite side of the mounting surface.

### ■ Mounting Hole Specifications

- Machine holes on the mounting surface referring to the diagram below.



## Installation Environment and Protection Rating

- This product is designed for use with protection rating of IP65.
- If the product is installed in locations with excessive dust or water other than the designated IP protection rating indicated(IP65), it may cause malfunction or damage to the product.
- For further information, please visit our website([www.qlight.com](http://www.qlight.com)).



For your safety

Specification and dimensions listed in this catalogue subject to change without notice for product quality improvement.  
The newest product information is available on our website.(www.qlight.com)  
Please read the instruction manual attached to the product carefully before installation and use.

*Qlight Co., Ltd. www.qlight.com | trade@qlight.com*

Head Office | Suite #1510, STX-V Tower, 128 Gasan digital 1-ro, Geumcheon-gu, Seoul, Korea

Tel. +82-2-2679-6152(Toll free. +82-80-328-2222) Fax. +82-2-2679-6154

Factory | 185-25, Mukbang-ro, Sangdong-myeon, Gimhae-si, Gyeongsangnamdo, Korea Tel. +82-55-328-1111(Toll free. +82-80-328-1111)

Qlight Overseas Sales Dept | 704 Nakdong-daero, Sasang-gu, Busan, Korea(Eomgung-Dong) Tel : +82-51-620-4100

Qlight Public Relations & Marketing Team Office | 704 Nakdong-daero, Sasang-gu, Busan, Korea(Eomgung-Dong) Tel. +82-51-245-0017

---

*SHANGHAI Qlight Electronic Co., Ltd. www.qlight.com www.qlightcn.com | qlightcn@qlight.com*

China Factory/ Shanghai Sales Office | #Room 333 Building B, #11, Lane 450, Zhenda Road, Baoshan District, Shanghai, China

Tel. +86-21-6651-7100 Fax. +86-21-6315-3929

China Factory Site 2 (Qidong) | #33, Haiyan Road, Qidong High-tech Industrial Development Zone, Qidong, Jiangsu Province, China

Tel +86-513-8384-9999 Fax +86-513-8384-9910

# Qlightec

Innovation in Alarm & Signal

Product Operation Inquiry / Customer Support +82-51-620-4100

You can expect prompt service if you have exact information such as model name, symptom, telephone number and address.

※ALL PRODUCT, PRODUCT SPECIFICATIONS AND DATA ARE SUBJECT TO CHANGE WITHOUT NOTICE TO IMPROVE RELIABILITY, FUNCTION OR DESIGN OR OTHERWISE.

Head office : Suite #1510, STX-V Tower, 128 Gasan digital 1-ro, Geumcheon-gu, Seoul, Korea (Postal Code : 08507)

Factory : 185-25, Mukbang-Ro, Sangdong-Myeon, Gimhae-Si, Gyeongsangnam-Do, Korea (Postal Code : 50805)

www.qlight.com

EN - QML-60 - 2403A