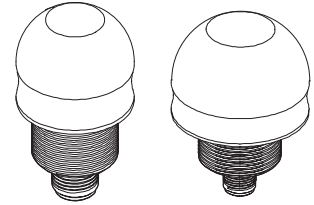


Industrial LED beacon

EMCL30 / EMCL50



Thank you for purchasing Qlight's products. Please read this user manual carefully prior to installation and operation to ensure safe and correct use.



⚠ Precautions for Safety

Failure to follow the instructions below may cause a loss of life or serious physical injury.

1. During wiring or maintenance, please completely turn off the power of the product. (Failure to follow this may lead to an electric shock.)
2. Do not install the product in locations that subjects it to excessive dust or water other than the conditions designated by the IP protection ratings indicated for each product. (Failure to follow these instructions may cause a fire to the product, electric shock, physical injury, malfunction or damage to the product.)
3. Do not alter or repair this product. If maintenance or repair service is required, please contact your local Qlight contact point. (Failure to follow these instructions may lead to fire, electric shock, or product damage.)
4. Please apply the correct voltage to the product. (Failure to follow these instructions may lead to fire, electric shock, or product damage.)
5. When the product is applied to a condition that may impact lives or property, please make sure to have a double safety device. (Failure to follow this may cause damage to property, fire, electric shock and loss of life.)

⚠ Precautions for Correct Use

Failure to follow the proper instructions may cause damage to property, the product, or malfunction of the product that would void the warranty.

1. Please remove any objects that can interrupt ventilation around the product.
2. Please turn off the power of the product immediately if it fails to operate properly.
3. Carefully wire the product according to each product's specification.
4. Please be careful in preventing chemicals such as thinner, benzene, etc. in contact with the surface of the product.
5. Do not apply excessive force/impact to the product.
6. Failure to follow any of the instructions above may cause malfunction or damage to the product, fire, and electric shock.

Ordering Specifications

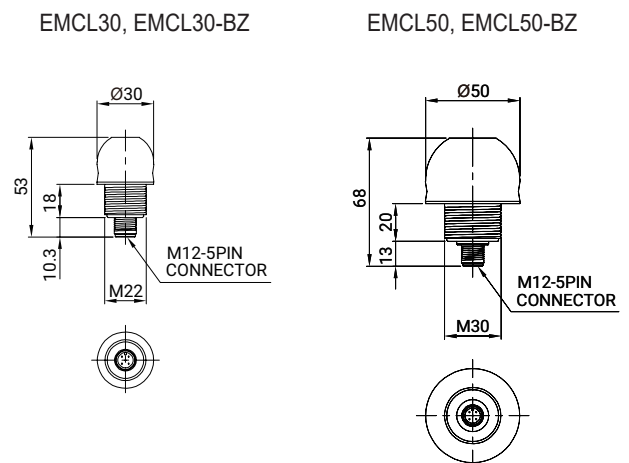
EMCL30	-	24	-	R
[Model number]		[Voltage]		[Color]
• EMCL30		• 24 - DC24V		R-Red
• EMCL30-BZ				A-Amber
• EMCL50				G-Green
• EMCL50-BZ				

Product Specifications

Model number	Voltage	Current	Certificate	Weight	Color
EMCL30 Steady	DC24V	40mA	CE	0.05Kg	R-Red A-Amber G-Green
EMCL30-BZ Steady w/built-in buzzer					
EMCL50 Flashing				0.09Kg	
EMCL50-BZ Flashing w/built-in buzzer					

Dimensions

(Units : mm)



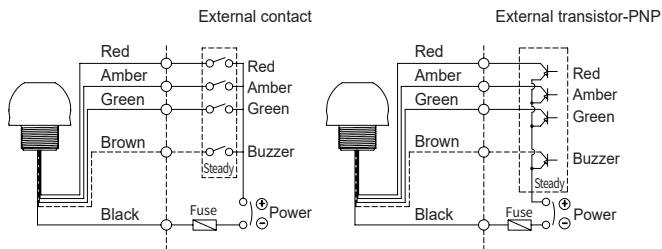
Please scan the QR code for more detailed product information.

www.qlight.com

Wiring Instructions

- EMCL30, EMCL50 can be wired by using both external contact and transistor.
- Wiring to transistor, use the PNP transistor. Please wire properly based on wiring instructions.

EMCL30, EMCL30-BZ, EMCL50, EMCL50-BZ



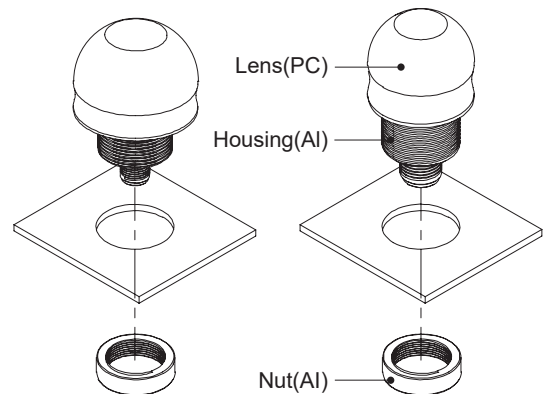
- M12 connector type

EMCL30, EMCL30-BZ, EMCL50, EMCL50-BZ

5PIN CONNECTOR	No.	Color	Wiring
1	1	RED	Pin 1
2	2	AMBER	Pin 2
3	3	GREEN	Pin 3
4	4	Common	Pin 4
5	5	Buzzer	Pin 5

Parts Definition/ Installation

EMCL30, EMCL30-BZ, EMCL50, EMCL50-BZ

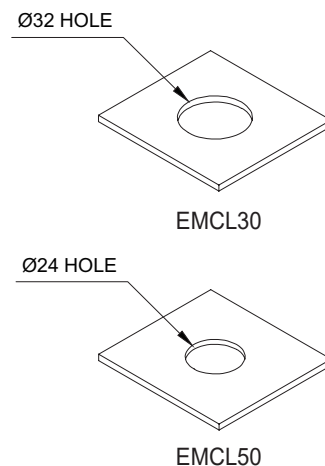


Installation Environment and Protection Rating

- This product is designed for indoor use with protection rating of IP69K(standard type) or IP20(buzzer type).
- If the product is installed in locations that subject it to excessive dust or water other than the designated IP protection rating indicated, it may cause malfunction or damage to the product.
- For further information, please visit our website (www.qlight.com).

Mounting Hole Specifications

- Machine holes on the mounting surface referring to the diagram below.



Qlightec
Innovation in Alarm & Signal

Product Operation Inquiry / Customer Support +82-51-620-4100

You can expect prompt service if you have exact information such as model name, symptom, telephone number and address.

※ ALL PRODUCT, PRODUCT SPECIFICATIONS AND DATA ARE SUBJECT TO CHANGE WITHOUT NOTICE TO IMPROVE RELIABILITY, FUNCTION OR DESIGN OR OTHERWISE.

www.qlight.com

EN - EMCL30, EMCL50 - 2405A