



EPLUS

PRODUCT SPECIFICATION

EPLUS

Materials Housing-Al, Lens-PC**Ambient operating temperature** -25°C to +55°C**Protection rating** IP20

- Economical lighting with excellent vibration resistance and heat dissipation
- Low power consumption and long life by using high-efficiency LED
- A switch-equipped product with a U-shaped globe that can control power through an ON/OFF switch
- Among body lengths of 380/550mm, select a suitable specification according to the lighting range and installation space

EPLUS LED Work Lights

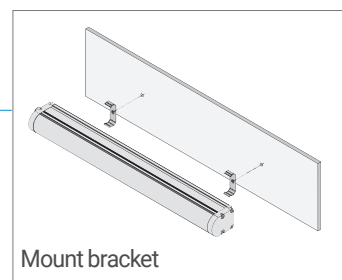

Optics Specifications			
Model number		EPLUS300	EPLUS450
Lens Color		Translucent	
Light color		Cooldaylight	
Directions		6,000-6,500K	
Luminous flux	DC	800lm	1,000lm
Efficacy(lm/W)	DC	200Lux	200Lux

Specifications			
Model number		EPLUS300	EPLUS450
Voltage		DC24V	
Range for operation voltage		DC24V	
Power consumption	DC24V	8W	10W
Insulation resistance		Min. 100MΩ(500V DC mega ohm meter)	
Withstanding voltage		DC: 500VAC, 60Hz, 1 minute/AC: 1,500VAC, 60Hz, 1 minute	
Operating temperature		-25°C to +55°C	
Protection rating		IP20	
Materials		Housing-Al, Lens-PC	
Certification		CE	
Weight(Approx.)		0.22kg	0.23kg

Structural features



ON/OFF switch

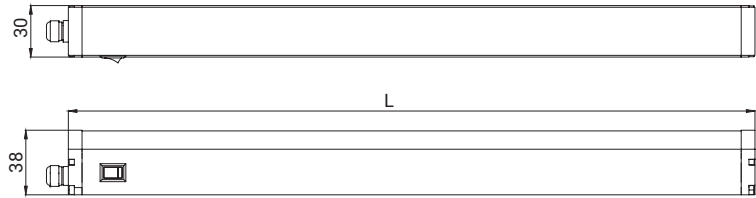


Mount bracket

Technical Diagram

Units: mm

• EPLUS



Model number	L
EPLUS300	316
EPLUS450	466

Ordering Specification

EPLUS	-	300	-	24
[Model number]		[Product length]		[Voltage]
EPLUS		300-316mm 450-466mm		24-DC24V