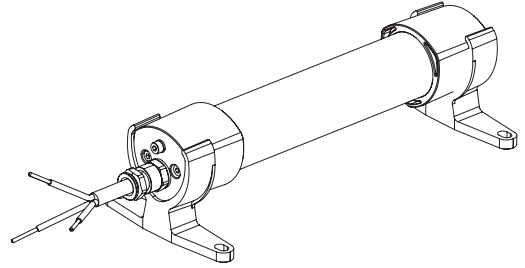


Explosion Proof LED Luminaires

QLEX-TRI-240(PL)



Thank you for purchasing Qlight's products. Please read this user manual carefully prior to installation and operation to ensure safe and correct use.

Safety Precautions for Explosion Proof Products

Please follow the instruction below to ensure safe and correct use of explosion proof products.

1. Explosion proof products should be managed according to explosion-proof regulations. Do not disassemble, assemble, alter or repair the product arbitrarily.
2. The temperature rating of the product is the temperature the product will experience at the applied rated voltage and ambient temperature indicated.
3. Please use cable gland that is recommended by Qlight.
4. Before installing the product, please make sure all cautions indicated on the labels, packaging, and operation manual of the product are fully understood.
5. Installation, maintenance and repair of the product must be performed by experts in the explosion proof field, or persons who have received relevant training.
6. For safety, the product should be installed and operated in environments that avoid high temperature and high pressure.
7. Please follow general safety precautions and avoid installing the product in locations that may generate excessive heat.
8. When installing the product in places where chemicals are located, please make sure that the environment does not have two or more incompatible chemicals mixed. For safety, please read the instruction manual carefully and be mindful of the chemical compositions where the product is used.
9. Please be careful of static electricity during product installation.
Please eliminate static electricity by using static eliminator or handle the product with anti-static globes.
10. Please contact Qlight if cable gland maintenance is required since power cable and cable gland are also explosion proof type.
11. This product is an explosionproof certified product with a minimum power cable length of 2m. Do not cut the power cable arbitrarily.

Precaution for Safety

Failure to follow the instructions below may cause a loss of life or serious physical injury.

1. During wiring or maintenance, please completely turn off the power of the product. (Failure to follow this may lead to an electric shock.)
2. Do not install the product in locations that subjects it to excessive dust or water other than the conditions designated by the IP protection ratings indicated for each product. (Failure to follow these instructions may cause a fire to the product, electric shock, physical injury, malfunction or damage to the product.)
3. Do not alter or repair this product. If maintenance or repair service is required, please contact your local Qlight contact point.
(Failure to follow these instructions may lead to fire, electric shock, or product damage.)
4. Please apply the correct voltage to the product. (Failure to follow these instructions may lead to fire, electric shock, or product damage.)
5. When the product is applied to a condition that may impact lives or property, please make sure to have a double safety device.
(Failure to follow this may cause damage to property, fire, electric shock and loss of life.)

Precautions for Correct Use

Failure to follow the proper instructions may cause damage to property, the product, or malfunction of the product that would void the warranty.

1. Please remove any objects that can interrupt ventilation around the product.
2. Please turn off the power of the product immediately if it fails to operate properly.
3. Carefully wire the product according to each product's specification.
4. Please be careful in preventing chemicals such as thinner, benzene, etc. in contact with the surface of the product.
5. Do not apply excessive force/impact to the product.
6. Failure to follow any of the instructions above may cause malfunction or damage to the product, fire, and electric shock.
7. Static electricity may be generated by physical contact due to the surface characteristics of this product so please use a wet towel or anti-static cleaner to remove the foreign substances on the product.



Please scan the QR code for more detailed product information.

www.qlight.com

Ordering Specifications

QLEX-TRI	-	240(PL)	-	24
[Model number]		[Length]		[Voltage]
I		I		I
• QLEX-TRI		• 240-240mm		• 24-DC24V

Product Specifications




■ Explosion Proof Specifications

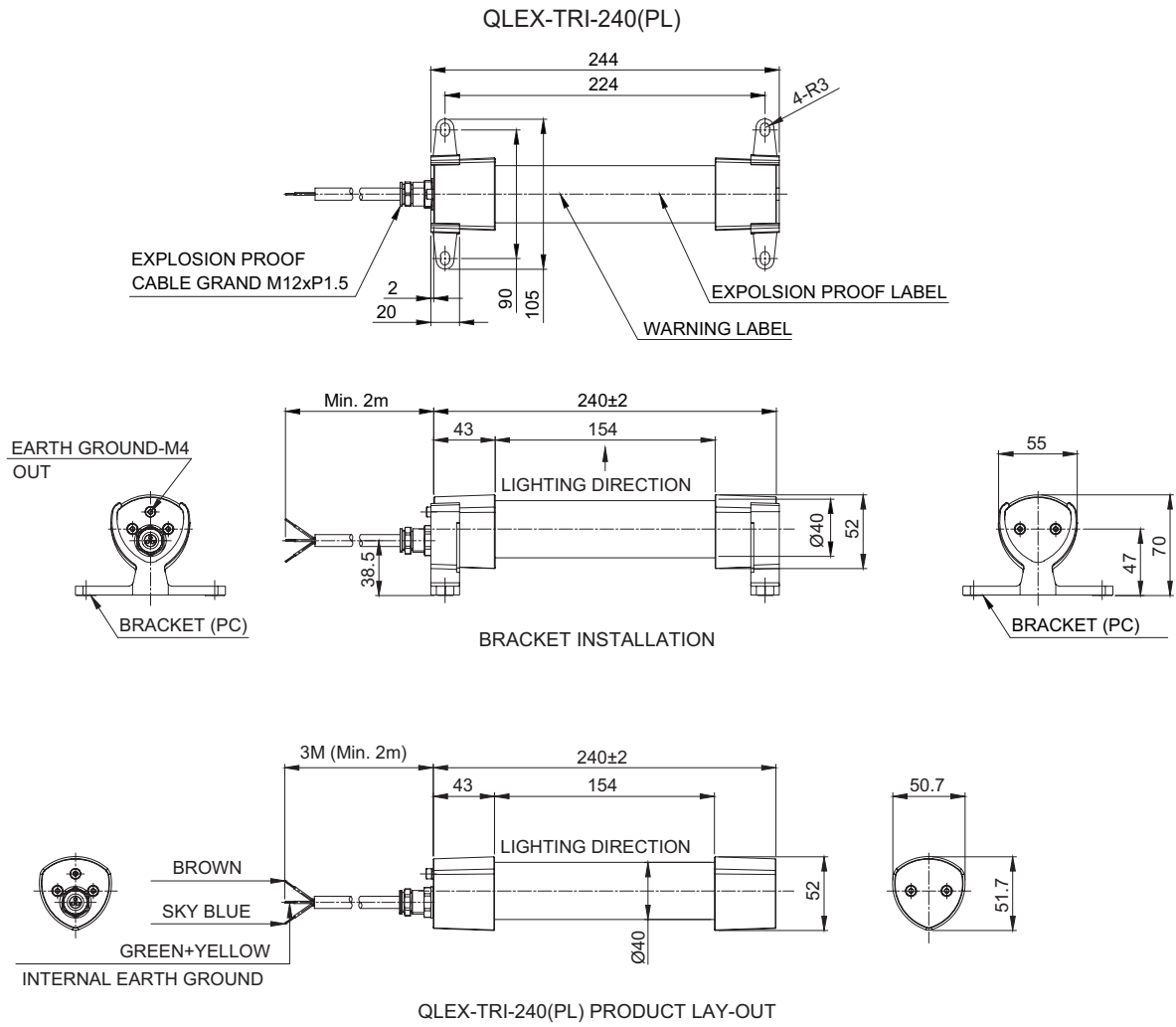
Model number	QLEX-TRI-240(PL)
Range for operating voltage	DC24V
Ex mark	Ex d IIC T6
Ambient operating temperature	-40°C ≤ Tamb ≤ +60°C
Explosion proof Group / Zone	Zone1, Zone2
Protection rating	IP66/ IP67

Zone definitions(Gas)	Zone 1	High risk gas/vapour
	Zone 2	Medium risk gas/vapour
Group definitions(Gas)	GROUP II A	Acetone, Petrol, Methanol, Propane, Toluene
	GROUP II B	Ethylene, City gas
	GROUP II C	Hydrogen, Acetylene, Carbon sulphide
Maximum surface temperature of electrical equipment	T1	450°C
	T2	300°C
	T3	200°C
	T4	135°C
	T5	100°C
	T6	85°C
Zone definitions(Dust)	Zone 21	High risk powder/dust
	Zone 22	Medium risk powder/dust
Group definitions(Dust)	GROUP III A	Ignitable fibers/flyings(more than 0.5mm)
	GROUP III B	Non-conductive dusts
	GROUP III C	Conductive dusts

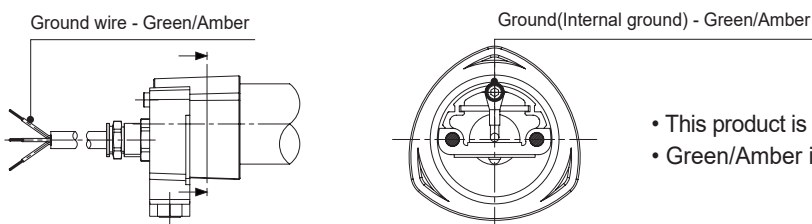
■ Optics Specifications/ General Product Specification

Optics Specifications	
Model number	QLEX-TRI-240(PL)
Lens color	Translucent
Light color (Standard)	Cooldaylight
Color temperature (Standard)	6,000-7,000K
Luminous flux	650lm
Illumination(at 1m)	310Lux

General Product Specification	
Model number	QLEX-TRI-240(PL)
Rated voltage	DC24V
Range for operation voltage	DC21.5V-26.5V
Power consumption	8.6W
Insulation resistance	Min. 100MΩ(500V DC mega ohm meter)
Withstanding voltage	DC: 500VAC, 60Hz, 1 minute
Protection rating	IP66/67
Materials	Side cover-Al, Lens-PC, Bracket-PC
Certificate	  
Weight(approx.)	0.62Kg

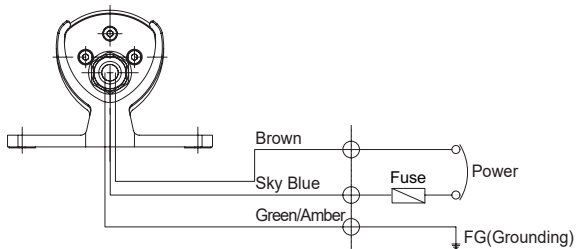


Grounding Instructions



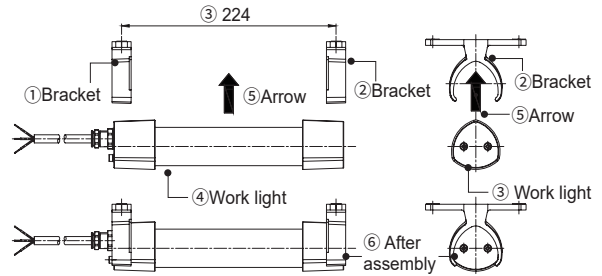
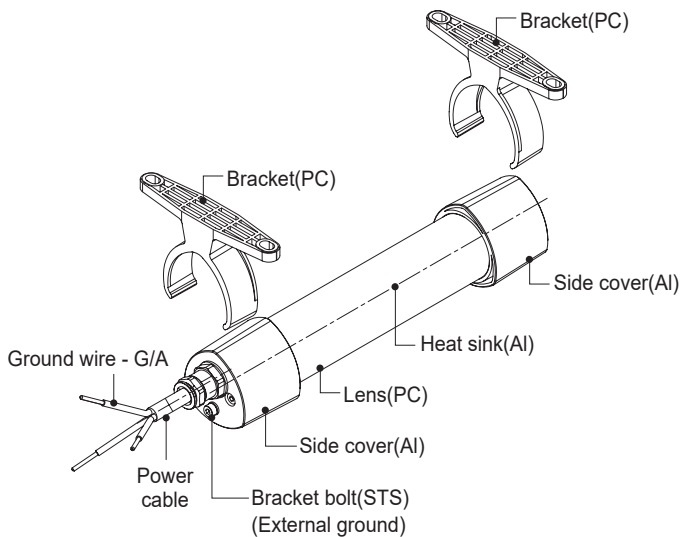
- This product is internally grounded (External grounding available).
- Green/Amber is the ground wire among signal lines.

Wiring Instructions



- External power line - VCTF-0.75sq x 3C-(Min) 2M
- External power line (Customization) - OLFLEX 550 P 3G1.5-(Min) 2M
- This product can be wired regardless of polarity.

Parts Definition/ Bracket Fixing Instructions



- Fix the brackets at the position where the product will be installed
 - Install the brackets ① and ② as the installation dimension of ③.
 - Push the work light ④ in the direction of the arrow ⑤.
 - After assembling, check whether assembling is normal as shown in the picture ⑥.
 - When the work light assembled to the bracket unstable, be careful about damage caused by product dropping.
- ※The bracket of this product is a press-fitting assembly type bracket made of PC. It is manufactured by press-fitting type of PC material for easy assembly/disassembly of work light.

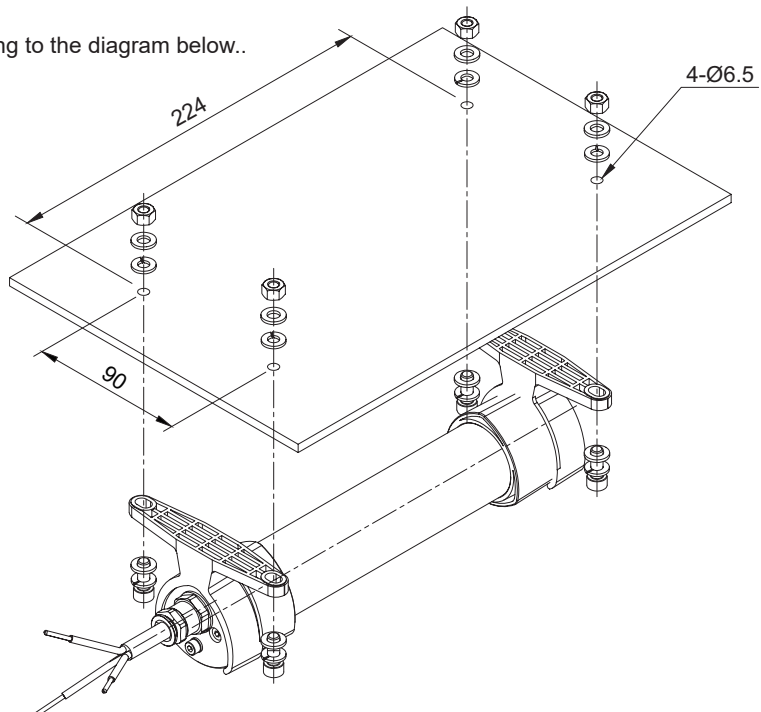
Installation/ Mounting Hole Specifications

■ Installation

- First, machine taps or holes on the mounting surface.
- The mounting hole of this product is 6.5mm in diameter(hole).
- When machining taps, fasten the bolt through the mounting hole of the product.
- When machining holes, insert the bolt through the hole of the product, and tighten the nut from the opposite side of the mounting surface.

■ Mounting Hole Specifications

- Machine holes on the mounting surface referring to the diagram below..



Installation Environment and Protection Rating

- This product is designed to be explosion proof.
- Please make sure to use the product in an environment that meets the specified explosion proof rating and regulations.
- For further information, please visit our website (www.qlight.com).

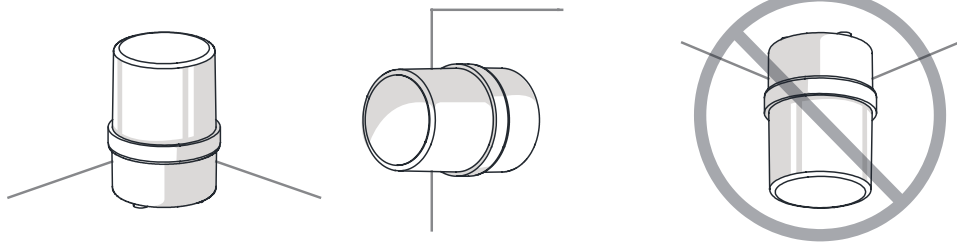
Product installation direction

- Install the product in accordance with the manual. Otherwise rainwater or moisture may penetrate into the product.

BEACON/SIGNALING LIGHT

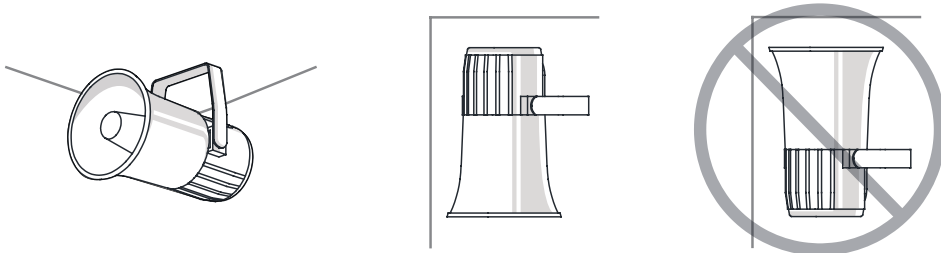
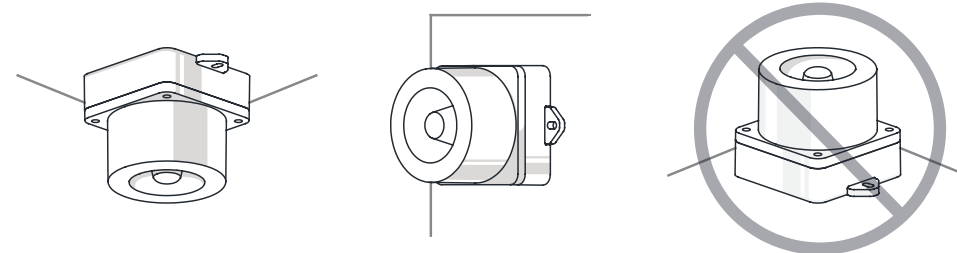
※ For products with a protection rating of less than IPX4, please install it vertically.

Power cord inlet part shall not be facing the sky.



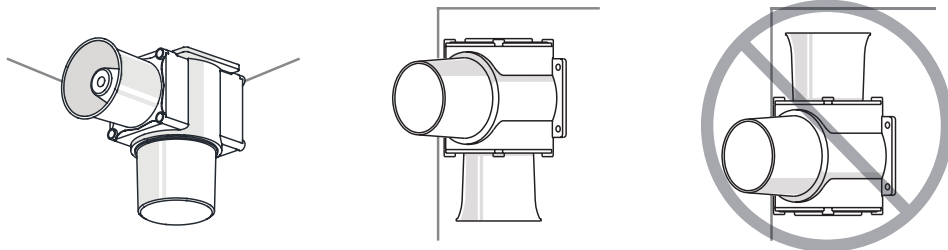
· ELECTRONIC SOUNDER/SIGNAL HORN

Sounder part shall not be facing the sky.



· HEAVY-DUTY & EXPLOSION PROOF SIGNALINGS

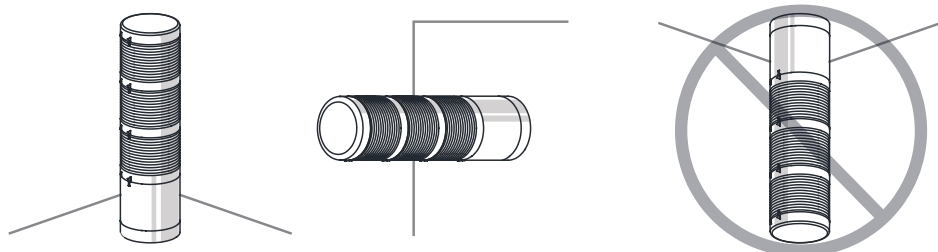
Sounder part shall not be facing the sky.



· SIGNAL TOWER LIGHTS

※ For products with a protection rating of less than IPX4, please install it vertically.

Power cord inlet part shall not be facing the sky.





For your safety

Specification and dimensions listed in this catalogue subject to change without notice for product quality improvement.
The newest product information is available on our website.(www.qlight.com)
Please read the instruction manual attached to the product carefully before installation and use.

Qlight Co., Ltd. www.qlight.com | trade@qlight.com

Head Office | Suite #1510, STX-V Tower, 128 Gasan digital 1-ro, Geumcheon-gu, Seoul, Korea

Tel. +82-2-2679-6152(Toll free. +82-80-328-2222) Fax. +82-2-2679-6154

Factory | 185-25, Mukbang-ro, Sangdong-myeon, Gimhae-si, Gyeongsangnamdo, Korea Tel. +82-55-328-1111(Toll free. +82-80-328-1111)

Qlight Overseas Sales Dept | 704 Nakdong-daero, Sasang-gu, Busan, Korea(Eomgung-Dong) Tel : +82-51-620-4100

Qlight Public Relations & Marketing Team Office | 704 Nakdong-daero, Sasang-gu, Busan, Korea(Eomgung-Dong) Tel. +82-51-245-0017

SHANGHAI Qlight Electronic Co., Ltd. www.qlight.com www.qlightcn.com | qlightcn@qlight.com

China Factory/ Shanghai Sales Office | #Room 333 Building B, #11, Lane 450, Zhenda Road, Baoshan District, Shanghai, China

Tel. +86-21-6651-7100 Fax. +86-21-6315-3929

China Factory Site 2 (Qidong) | #33, Haiyan Road, Qidong High-tech Industrial Development Zone, Qidong, Jiangsu Province, China

Tel +86-513-8384-9999 Fax +86-513-8384-9910

Qlightec

Innovation in Alarm & Signal

Product Operation Inquiry / Customer Support +82-51-620-4100

You can expect prompt service if you have exact information such as model name, symptom, telephone number and address.

※ALL PRODUCT, PRODUCT SPECIFICATIONS AND DATA ARE SUBJECT TO CHANGE WITHOUT NOTICE TO IMPROVE RELIABILITY, FUNCTION OR DESIGN OR OTHERWISE.

Head office : Suite #1510, STX-V Tower, 128 Gasan digital 1-ro, Geumcheon-gu, Seoul, Korea (Postal Code : 08507)

Factory : 185-25, Mukbang-Ro, Sangdong-Myeon, Gimhae-Si, Gyeongsangnam-Do, Korea (Postal Code : 50805)

www.qlight.com

EN - QLEX-TRI-240(PL) - 2405A