



**SMP35 / SMP50**

- **SMP35/SMP50(MP3)**
  - User defined 30 sounds, 30 built-in sounds
- **SMP35-N/SMP50-N(standard unit)**
  - 30 built-in sounds

### PRODUCT SPECIFICATION

SMP35 | SMP35-N  
SMP50 | SMP50-N

**Materials** Housing-ABS, Resonance chamber-ABS, Bracket-STS

**Ambient operating temperature** -25°C to +50°C

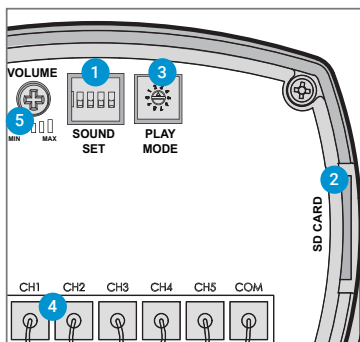
**Protection rating** IP65

**Compliant with RoHS directive**

- Can prevent cross talk of different voice environments by selecting an audio signal fit for the specific environment and condition
- 30 pre-recorded sound type and supports Binary input mode and Bit input mode
- Binary input mode can playback 30 sound tones by using sound tone select switch
- Bit Input Mode classifies 30 pre-recorded sounds into 6 groups of 5 sounds, and selects one group to play 5 sounds (In case of using MP3 files, group selection function is not supported).
- SMP35 model uses 30W and SMP50 model uses high-volume 50W unit. You can select and use proper model depending on installation environment
- Volume adjustment and sound selection switches located inside the unit. SD card in the unit offers convenient operation
- Support MP3 file and user can input user defined sound
- Standard unit choose built-in sound only. It can choose 30 sounds in accordance with the customer's needs.

### Channel Input Type of Multifunctional Product

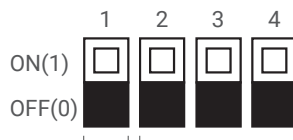
- Standard unit does not support either SD card or Play mode.



- 1 Switch for sound pattern selection
- 2 SD card slot for MP3
- 3 Switch for play mode selection
- 4 Switch for channel selection
- 5 Switch for volume adjustment

### Sound Selection Instruction for SDCard Type

- SD card type unit
- It can choose both built-in sounds and user defined sounds(MP3) by controlling sound setup switch no. 1.
- Standard unit
- It can choose both Bit input mode and Binary input mode by controlling sound setup switch no. 1.



**Sound Selection**  
0: Built-in sound  
1: SD Card(MP3)

**Standard unit(Built-in sound only)**

- 0:Bit input(Can choose 5 channels per group)
- 1:Binary(Can choose 30 channels)

#### Bit input mode selection from 6 groups

- 001: WS(5 Warning sounds)
- 010: WP(5 Special warning sounds 1<sup>st</sup> group)
- 011: WM(5 Melodies)
- 100: WA(5 Alarms)
- 101: WO(5 Special warning sounds 2<sup>nd</sup> group)
- 110: WN(5 Special warning sounds 3<sup>rd</sup> group)

- 30 pre-recorded sounds offered(5 warning sounds, 5 special warning sounds 1st group, 5 melodies, 5 alarms, 5 special warning sounds 2nd group, 5 special warning sounds 3rd group)
- External MP3 sound support(SD card)
- Binary input: 30 channels
- Bit input: 5 channels(6 sound groups)
- A multi-functional product that can use an SD card for MP3 playback
- Please refer to [Sound pattern and combination for multifunctional product] on this catalogue for channel input setting.

### Features per modelst

|                            | SMP35/SMP50 (MP3) | SMP35-N/SMP50-N (standard unit) | Column  |
|----------------------------|-------------------|---------------------------------|---|
| Support SD card(MP3)       | O                 | X                               |   |
| Support 30 built-in sounds | O                 | O                               |   |
| Play mode                  | O                 | X                               |   |
| Bit/Binary input           | O                 | O                               | Please refer to sound setup switch manual parts |

# Self Stand Type Electric Signal Horn

## SMP Series

### SMP35 / SMP50 Multifunctional Self Stand Type Electric Signal Horn(Supports Warning Sound/MP3)

| Model number | Voltage     | Current    | Sound pattern and volume   | Certificates | Weight |
|--------------|-------------|------------|--|--------------|--------|
| SMP35        | DC12V-24V   | Max.0.760A | ·Bit Input: 5Ch<br>·Binary Input: 30Ch<br>·Built-in sounds: Max.115dB<br>(Based on WS-Ch4) | CE           | 0.76kg |
|              | AC110V-220V | Max.0.200A | ·MP3: Max.113dB  |              | 1.03kg |
| SMP50        | DC12V-24V   | Max.2.850A | ·Bit Input: 5Ch<br>·Binary Input: 30Ch<br>·Built-in sounds: Max.123dB<br>(Based on Ch6)    |              | 0.95kg |
|              | AC110V-220V | Max.0.720A | ·MP3: Max.120dB  |              | 1.23kg |

· Powerful 50W unit can generate high signal sound(SMP50)

※ DC type model has a free-voltage range of 10V-30V.

※ AC type model has a free-voltage range of 100V-240V.

※ When playing MP3 files, there may be difference of volume depending on user's audio file type.

### SMP35-N / SMP50-N Self Stand Type Electric Signal Horn(Supports Warning Sound)

| Model number | Voltage     | Current    | Sound pattern and volume   | Certificates | Weight |
|--------------|-------------|------------|--|--------------|--------|
| SMP35-N      | DC12V-24V   | Max.0.680A | ·Bit Input: 5Ch<br>·Binary Input: 30Ch<br>·Built-in sounds: Max.115dB<br>(Based on WS-Ch4) | CE           | 0.76kg |
|              | AC110V-220V | Max.0.170A |  |              | 1.03kg |
| SMP50-N      | DC12V-24V   | Max.2.850A | ·Bit Input: 5Ch<br>·Binary Input: 30Ch<br>·Built-in sounds: Max.123dB<br>(Based on Ch6)    |              | 0.95kg |
|              | AC110V-220V | Max.0.720A |  |              | 1.23kg |

· Powerful 50W unit can generate high signal sound(SMP50-N)

※ DC type model has a free-voltage range of 10V-30V.

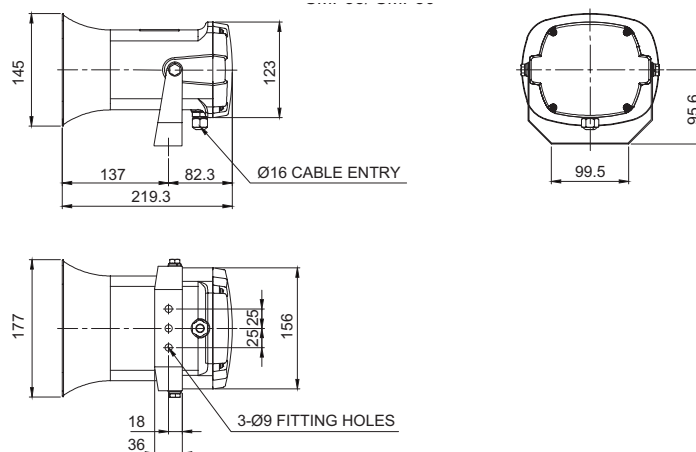
※ AC type model has a free-voltage range of 100V-240V.

### Technical Diagram

Units: mm

·SMP35 / SMP50

·SMP35-N / SMP50-N

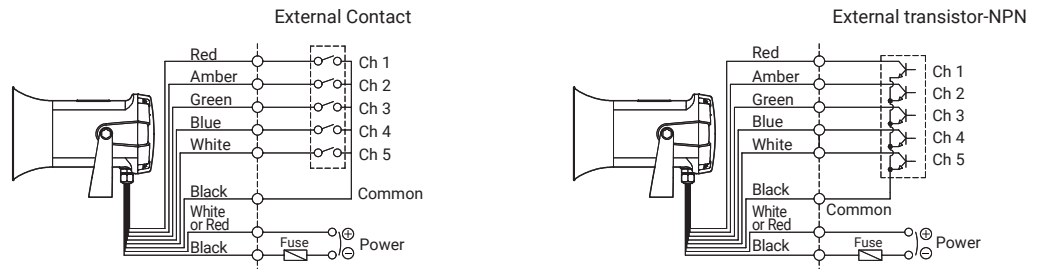




## Sound Selection and Wiring Instructions

- Customized type: Select using the External Contact(LC)
- You can select the audible sound pattern using External Contacts or transistor with a customized external sound line(Model number: -LC)

### ·SMP35 / SMP50-DC/AC ·SMP35-N / SMP50-N-DC/AC



- DC type : Black output is negative(-)
- In case of Bit input, 5 sound tones can be played. For Binary input, 30 sound tones can be played.
- ※ Please refer to [Sound pattern and combination for multifunctional product] on this catalogue for channel input setting(Wiring instruction is replaced to channel selection switch)

## Ordering Specification

### ·SMP35 / SMP50

| SMP50          | - | 12/24               | - | LC                            | - | INSD                   |
|----------------|---|---------------------|---|-------------------------------|---|------------------------|
| [Model number] |   | [Voltage]           |   | [Sound selection]             |   | [Including SD card]    |
| SMP35          |   | 12/24-DC12V-24V     |   | (None) - Internal switch      |   | None-Without SD card   |
| SMP50          |   | 110/220-AC110V-220V |   | LC Type-Uses external contact |   | INSD-Including SD card |

### ·SMP35-N / SMP50-N

| SMP50-N        | - | 12/24               | - | LC                            |
|----------------|---|---------------------|---|-------------------------------|
| [Model number] |   | [Voltage]           |   | [Sound selection]             |
| SMP35-N        |   | 12/24-DC12V-24V     |   | (None) - Internal switch      |
| SMP50-N        |   | 110/220-AC110V-220V |   | LC Type-Uses external contact |