

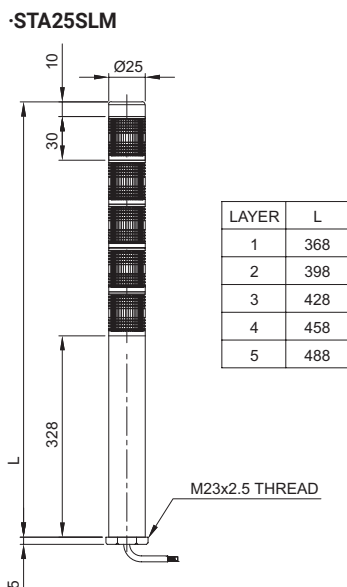
STA25SLM

Wiring Instructions

- External power line/External signal line
UL1007 AWG22(0.3sq) 400mm

Technical Diagram

Units : mm



PRODUCT SPECIFICATION

STA25SLM

Materials Lens-AS, Housing-Al

Ambient operating temperature -30°C to +50°C

Protection rating IP44

- 25mm direct mount tower lights
- Aesthetically pleasing design with aluminum housing
- Excellent visibility by using a high brightness LED with a special diffusion lens
- Lens maintains a semi-transparent color when not emitting the specific color of the signal under operation.
- Steady mode only with fixed user selected color arrangement (can operate flashing mode with External Contact)

STA25SLM Ø25mm Direct mount, LED Steady

Model number	Layers	Voltage	Certificates	Weight	Color
STA25SLM Steady	1	DC12V DC24V AC110V AC220V	CE UL	0.19kg	R-Red
	2	DC12V DC24V AC110V AC220V		0.21kg	R-Red G-Green
	3	DC12V DC24V AC110V AC220V		0.23kg	R-Red A-Amber G-Green
	4	DC12V DC24V AC110V AC220V		0.24kg	R-Red A-Amber G-Green B-Blue
	5	DC12V DC24V AC110V AC220V		0.26kg	R-Red A-Amber G-Green B-Blue W-White


※ CE Compliant: DC24V, UL Listed: DC24V

Light source current(based on 1 layer)

Voltage	DC12V	DC24V	AC110V	AC220V
Light source current(1 layer)	0.070A	0.035A	0.025A	0.020A

Customization

- Same lens color with LED (LED Color Lenses)
- Wall mount bracket options : Used for mounting on the vertical surface



Ordering Specifications

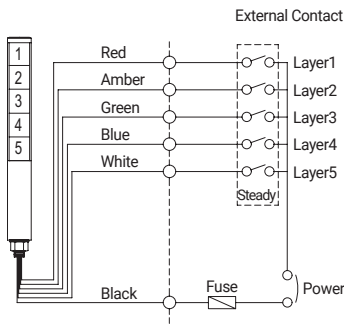
STA25SLM	-	3	-	220	-	RAG
[Model number]		[Layers]		[Voltage]		[Color]
STA25SLM		1-1 Layers 2-2 Layers 3-3 Layers 4-4 Layers 5-5 Layers		12-DC12V 24-DC24V 110-AC110V 220-AC220V		R-Red A-Amber G-Green B-Blue W-White

Wiring Instructions

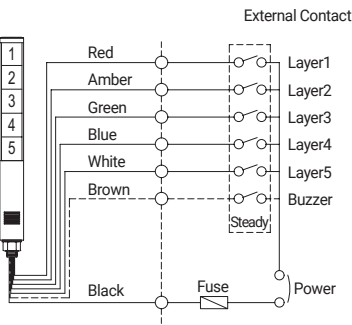
- STA25SLM, STA35SL, STA35SLM and STA45SLM can be wired by using both External Contact and transistor.
- In case of wiring by transistor, please make sure if it is NPN type or PNP type. Please carefully follow wiring instructions below.

External Contact

·STA25SLM-DC
·STA35SL-DC / STA35SLM-DC



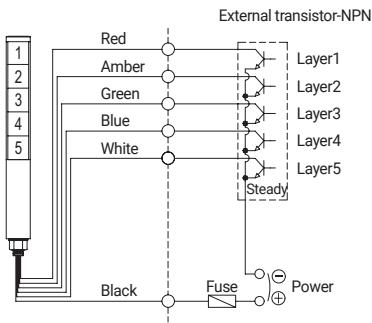
·STA45SLM / ST45SLMP-DC



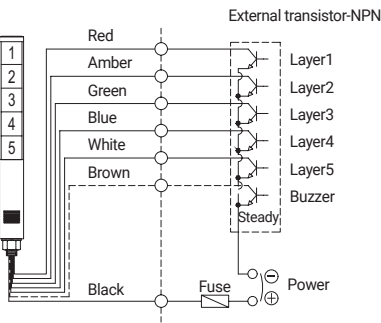
Transistor(I/O)

·STA25SLM-DC
·STA35SL-DC / STA35SLM-DC

NPN
Transistor

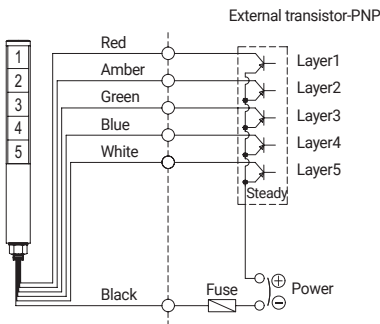


·STA45SLM / ST45SLMP-DC

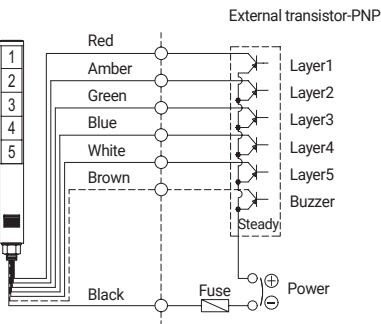


·STA25SLM-DC
·STA35SL-DC / STA35SLM-DC

PNP
Transistor



·STA45SLM / ST45SLMP-DC



Wiring Instructions

- External power line/External signal line UL1007 AWG22(0.3sq) 400mm

Transistor Rating

Model number	NPN or PNP
Withstanding voltage	$V_c \geq 35V$
Current	$I_c \geq 300mA$
Leakage current	$0.1mA \geq I_L$