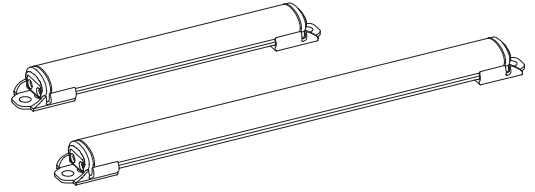


# Multiple Purpose Waterproof LED Light Bars

## QCML/ QCMLC



Thank you for purchasing Qlight's products. Please read this user manual carefully prior to installation and operation to ensure safe and correct use.

### ⚠ Precautions for Safety

Failure to follow the instructions below may cause a loss of life or serious physical injury.

1. During wiring or maintenance, please completely turn off the power of the product. (Failure to follow this may lead to an electric shock.)
2. Do not install the product in locations that subjects it to excessive dust or water other than the conditions designated by the IP protection ratings indicated for each product. (Failure to follow these instructions may cause a fire to the product, electric shock, physical injury, malfunction or damage to the product.)
3. Do not alter or repair this product. If maintenance or repair service is required, please contact your local Qlight contact point. (Failure to follow these instructions may lead to fire, electric shock, or product damage.)
4. Please apply the correct voltage to the product. (Failure to follow these instructions may lead to fire, electric shock, or product damage.)
5. When the product is applied to a condition that may impact lives or property, please make sure to have a double safety device. (Failure to follow this may cause damage to property, fire, electric shock and loss of life.)

### ⚠ Precautions for Correct Use

Failure to follow the proper instructions may cause damage to property, the product, or malfunction of the product that would void the warranty.

1. Please remove any objects that can interrupt ventilation around the product.
2. Please turn off the power of the product immediately if it fails to operate properly.
3. Carefully wire the product according to each product's specification.
4. Please be careful in preventing chemicals such as thinner, benzene, etc. in contact with the surface of the product.
5. Do not apply excessive force/impact to the product.
6. Failure to follow any of the instructions above may cause malfunction or damage to the product, fire, and electric shock.

### Ordering Specifications

QCML	-	200	-	PY	-	24
[Model number]		[Product length]		[Light color]		[Voltage]
I		I		I		I
• QCML - Translucent lens • QCMLC - Transparent lens		• 200 - 200mm • 300 - 300mm • 400 - 400mm • 500 - 500mm • 900 - 900mm • 1200 - 1200mm • 1500 - 1500mm		• W - Cool daylight • PY - Incandilight • R - Red • A - Amber		• 24 - DC24V



Please scan the QR code for more detailed product information.

[www.qlight.com](http://www.qlight.com)

## Product Specifications

### ■ Optics Specifications

Model number	QCML-200/ QCMLC-200	QCML-300/ QCMLC-300	QCML-400/ QCMLC-400	QCML-500/ QCMLC-500	QCML-600/ QCMLC-600	QCML-900/ QCMLC-900	QCML-1200/ QCMLC-1200	QCML-1500/ QCMLC-1500
Lens color	Translucent/ Transparent	Translucent/ Transparent	Translucent/ Transparent	Translucent/ Transparent	Translucent/ Transparent	Translucent/ Transparent	Translucent/ Transparent	Translucent/ Transparent
Light color/ Color temperature	Cool daylight	6,000~7,000K						
	Incandilight	2,500~3,500K						
	Red	618~632nm						
	Amber	585~595nm						
Luminous flux (Cool daylight)	220lm/ 300lm	330lm/ 400lm	450lm/ 600lm	600lm/ 750lm	700lm/ 900lm	1,000lm/ 1,200lm	1,400lm/ 1,800lm	1,800lm/ 2,200lm
Illumination(at 1m) (Cool daylight)	80Lux/ 100Lux	120Lux/ 150Lux	150Lux/ 200Lux	200Lux/ 250Lux	250Lux/ 350Lux	380Lux/ 550Lux	500Lux/ 700Lux	600Lux/ 900Lux

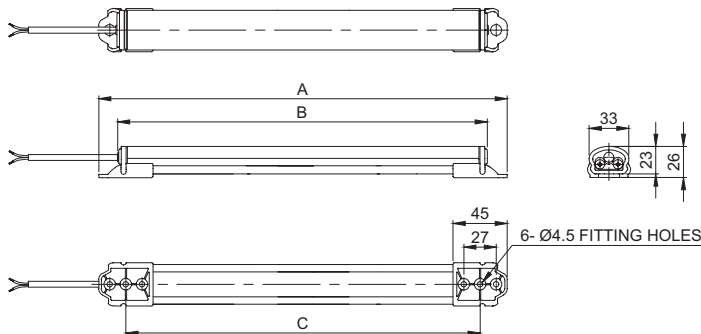
### ■ General Product Specifications

Model number	QCML-200/ QCMLC-200	QCML-300/ QCMLC-300	QCML-400/ QCMLC-400	QCML-500/ QCMLC-500	QCML-600/ QCMLC-600	QCML-900/ QCMLC-900	QCML-1200/ QCMLC-1200	QCML-1500/ QCMLC-1500
Rated voltage	DC24V							
Range for operation voltage	DC21.5V~26.5V							
Power consumption	5.5W	6.0W	11W	11.5W	11.5W	17W	22W	28W
Insulation resistance	Min. 100MΩ(500V DC mega ohm meter)							
Withstanding voltage	DC: 500VAC, 60Hz, 1 minute							
Operating temperature	-30°C to +50°C							
Protection rating	IP67/ IP69K							
Materials	Lens : PC, Side Cover : PC, Heat sink : Al, Bracket : PC							
Certificate	CE UL							
Weight(approx.)	0.16kg	0.20kg	0.26kg	0.33kg	0.40kg	0.56kg	0.76kg	0.94kg

## Dimensions

(Units : mm)

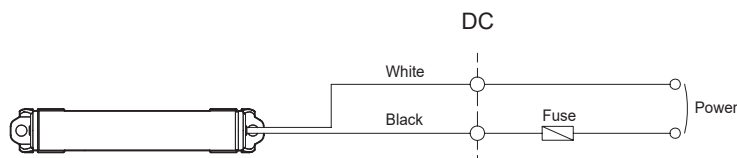
QCML/ QCMLC-200/ 300/ 400/ 500/ 600/ 900/ 1200/ 1500



MODEL	A	B	C	D
QCML/ QCMLC -200	262	228	45~217	2
QCML/ QCMLC -300	362	328	45~317	2
QCML/ QCMLC -400	462	428	45~417	2
QCML/ QCMLC -500	562	528	45~517	2
QCML/ QCMLC -600	662	628	45~617	2
QCML/ QCMLC -900	962	928	45~917	3
QCML/ QCMLC -1200	1262	1228	45~1217	4
QCML/ QCMLC -1500	1562	1528	45~1517	4

※D : Recommended quantity of mounting bracket

## Wiring Instructions



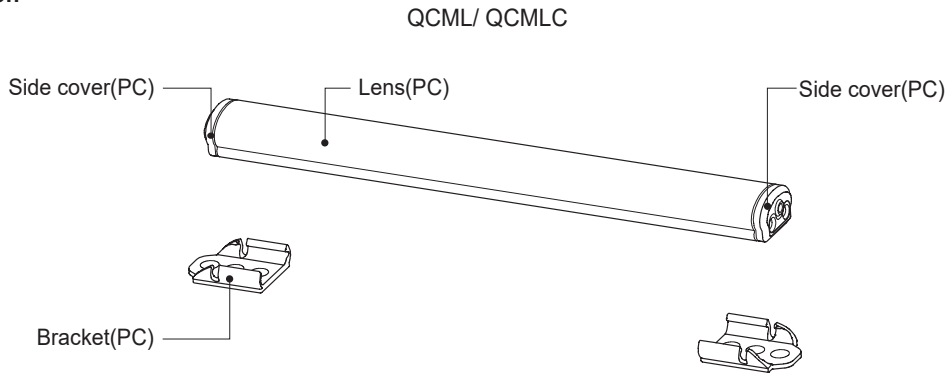
- External power line - UL2464 AWG22(0.3sq×2C) 450mm
- This product can be wired regardless of polarity.

## Installation Environment and Protection Rating

- This product is designed for use with protection rating of IP67/ IP69K.
- If the product is installed in locations that subject it to excessive dust or water other than the designated IP protection rating indicated(IP67/IP69K), it may cause malfunction or damage to the product.
- For further information, please visit our website([www.qlight.com](http://www.qlight.com)).

## Parts Definition/ Bracket Adjustment

### ■ Parts Definition



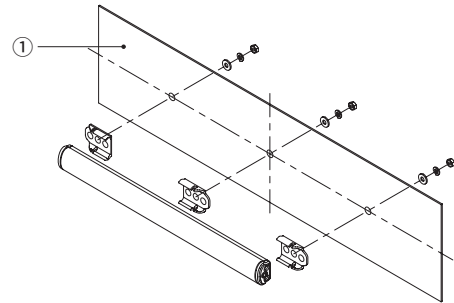
### ■ Bracket Adjustment

- Mounting brackets are removable with special sliding structure that allows easy adjustment of distance between the two mounting brackets.
- Number of mounting brackets per unit varies depending on product length.

## Installation/ Mounting Hole Specifications

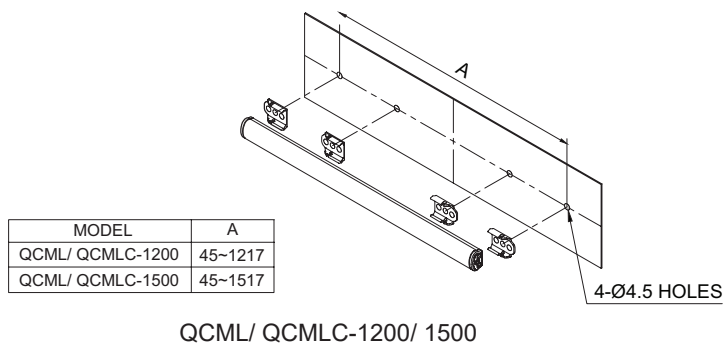
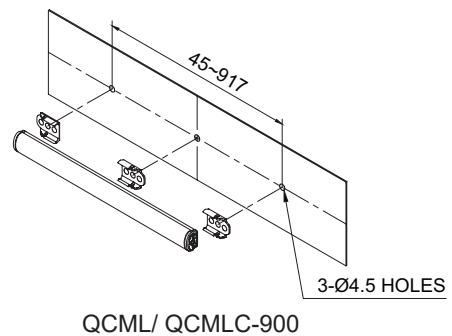
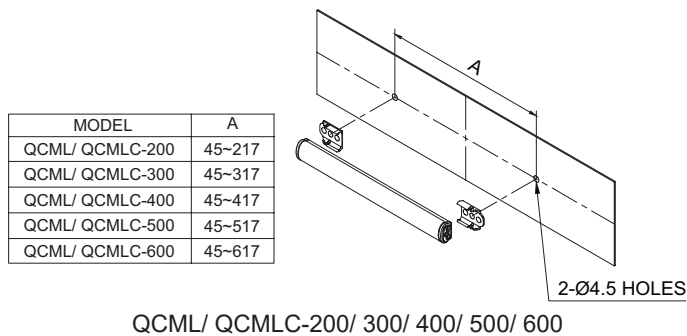
### ■ Installation

- First, machine taps or holes on the mounting surface ①.
- The mounting hole of this product is 4.5mm in diameter(long hole).
- When machining taps, fasten the bolt through the mounting hole of the product.
- When machining holes, insert the bolt through the hole of the product, and tighten the nut from the opposite side of the mounting surface.
- Install flat washer and spring washer when fastening bolt and nut.
- To secure the product to brackets, place the products to brackets and push it lightly until it makes "clark" sound.



### ■ Mounting Hole Specifications

- Machine holes on the mounting surface referring to the diagram below.





For your safety

Specification and dimensions listed in this catalogue subject to change without notice for product quality improvement.  
The newest product information is available on our website.(www.qlight.com)  
Please read the instruction manual attached to the product carefully before installation and use.

*Qlight Co., Ltd. www.qlight.com | trade@qlight.com*

Head Office | Suite #1510, STX-V Tower, 128 Gasan digital 1-ro, Geumcheon-gu, Seoul, Korea

Tel. +82-2-2679-6152(Toll free. +82-80-328-2222) Fax. +82-2-2679-6154

Factory | 185-25, Mukbang-ro, Sangdong-myeon, Gimhae-si, Gyeongsangnamdo, Korea Tel. +82-55-328-1111(Toll free. +82-80-328-1111)

Qlight Overseas Sales Dept | 704 Nakdong-daero, Sasang-gu, Busan, Korea(Eomgung-Dong) Tel : +82-51-620-4100

Qlight Public Relations & Marketing Team Office | 704 Nakdong-daero, Sasang-gu, Busan, Korea(Eomgung-Dong) Tel. +82-51-245-0017

---

*SHANGHAI Qlight Electronic Co., Ltd. www.qlight.com www.qlightcn.com | qlightcn@qlight.com*

China Factory/ Shanghai Sales Office | #Room 333 Building B, #11, Lane 450, Zhenda Road, Baoshan District, Shanghai, China

Tel. +86-21-6651-7100 Fax. +86-21-6315-3929

China Factory Site 2 (Qidong) | #33, Haiyan Road, Qidong High-tech Industrial Development Zone, Qidong, Jiangsu Province, China

Tel +86-513-8384-9999 Fax +86-513-8384-9910

# Qlightec

Innovation in Alarm & Signal

Product Operation Inquiry / Customer Support +82-51-620-4100

You can expect prompt service if you have exact information such as model name, symptom, telephone number and address.

※ALL PRODUCT, PRODUCT SPECIFICATIONS AND DATA ARE SUBJECT TO CHANGE WITHOUT NOTICE TO IMPROVE RELIABILITY, FUNCTION OR DESIGN OR OTHERWISE.

Head office : Suite #1510, STX-V Tower, 128 Gasan digital 1-ro, Geumcheon-gu, Seoul, Korea (Postal Code : 08507)

Factory : 185-25, Mukbang-Ro, Sangdong-Myeon, Gimhae-Si, Gyeongsangnam-Do, Korea (Postal Code : 50805)

www.qlight.com

EN - QCML-200 - 2403A