

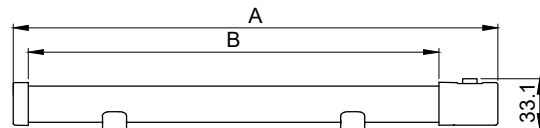
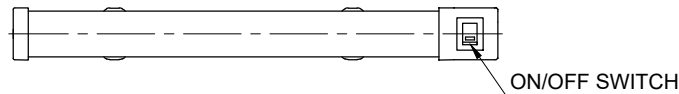
1 2 3 4 5 6

A

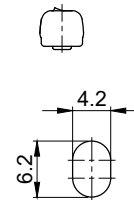
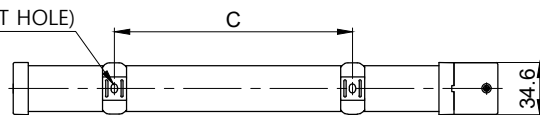
B

C

D



2-φ4.2 HOLES(SLOT HOLE)

FITTING HOLES  
(SCALE 6:1)

※POWER CABLE : DC TYPE - UL2464 AWG22(0.3sq X 2C) 400mm  
AC TYPE - VCTFK (0.75sq) x 2C 400mm

MARK	DATE	REVISION	REVISER	APP.BY
①				
②				
③				

MODEL NO		QELS			
MATERIAL		SIDE COVER : ABS			
		LENS-PC			
		BRACKET-SUS201			
COLOR OF LENS		TRANSLUCENT			
MODEL		QELS-200	QELS-300	QELS-400	QELS-500
POWER CONSUMPTION	DC24V	3.5W	5W	7W	9W
	AC110V	3W	3.5W	4.5W	5W
	AC220V	3.5W	5W	6.5W	8.5W
LED		CHIP LED			
PROTECTION GRADE		NON WATER-PROOF			

MODEL	A	B	C
QELS-200	249	200	16~170
QELS-300	349	300	16~270
QELS-400	449	400	16~370
QELS-500	549	500	16~470

ISO2768-1 : CLASS OF TOLERANCE						SURFACE FINISH	-	-	-	-	1	-
FOR LINEAR DIMENSIONS	0.5~3	f	m	c	Ⓥ		Nr.	DWG. NO.	TITLE/ NAME	MAT'L	QTY	REFERENCE
	3~6	±0.05	±0.1	±0.2 ±0.3	- ±0.5		DSND BY	CHKD BY	CHKD BY	APRV BY	VIEW	DATE
	6~30	±0.1	±0.2	±0.5	±1		C.S.GWAK	J.H.PARK		J.K.HAN	3	2021.07.27
	30~120	±0.15	±0.3	±0.8	±1.5		TITLE QELS OUTLINE DRAWING			MODEL QELS		
	120~400	±0.2	±0.5	±1.2	±2.5					DWG. NO. QELS		
	400~1000	±0.3	±0.8	±2	±4					SCALE 1/1	SIZE A4	REV 00 SHEET 1/1
FOR ANGULAR DIMENSIONS	0~10	±1°		±1°30'	±3°							
	10~50	±0°30'		±1°	±2°							
	50~120	±0°20'		±0°30'	±1°							
	120~400	±0°10'		±0°13'	±0°30'							

1 2 3 4 5 6

A4(297X210)