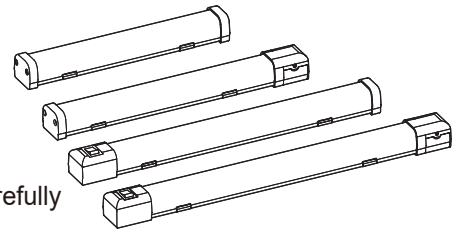


LED Light Bars for Distribution Panel

QEL/ QELT/ QELS/ QELTS



Thank you for purchasing Qlight's products. Please read this user manual carefully prior to installation and operation to ensure safe and correct use.

Precautions for Safety

Failure to follow the instructions below may cause a loss of life or serious physical injury.

1. During wiring or maintenance, please completely turn off the power of the product. (Failure to follow this may lead to an electric shock.)
2. Do not install the product in locations that subjects it to excessive dust or water other than the conditions designated by the IP protection ratings indicated for each product. (Failure to follow these instructions may cause a fire to the product, electric shock, physical injury, malfunction or damage to the product.)
3. Do not alter or repair this product. If maintenance or repair service is required, please contact your local Qlight contact point. (Failure to follow these instructions may lead to fire, electric shock, or product damage.)
4. Please apply the correct voltage to the product. (Failure to follow these instructions may lead to fire, electric shock, or product damage.)
5. When the product is applied to a condition that may impact lives or property, please make sure to have a double safety device. (Failure to follow this may cause damage to property, fire, electric shock and loss of life.)

Precautions for Correct Use

Failure to follow the proper instructions may cause damage to property, the product, or malfunction of the product that would void the warranty.

1. Please remove any objects that can interrupt ventilation around the product.
2. Please turn off the power of the product immediately if it fails to operate properly.
3. Carefully wire the product according to each product's specification.
4. Please be careful in preventing chemicals such as thinner, benzene, etc. in contact with the surface of the product.
5. Do not apply excessive force/impact to the product.
6. Failure to follow any of the instructions above may cause malfunction or damage to the product, fire, and electric shock.

Ordering Specifications

| QEL | - | 200 | - | 24 |
|--|---|------------------|---|-----------|
| [Model number] | | [Product length] | | [Voltage] |
| | | | | |
| • QEL - External power line | | | | |
| • QELT - Terminal box | | | | |
| • QELS - External power line with power switch | | | | |
| • QELTS - Terminal box with power switch | | | | |
| | | | | |
| • 200 - 200mm | | | | |
| • 300 - 300mm | | | | |
| • 400 - 400mm | | | | |
| • 500 - 500mm | | | | |
| | | | | |
| • 24 - DC24V | | | | |
| • 110 - AC110V | | | | |
| • 220 - AC220V | | | | |



Please scan the QR code for more detailed product information.


www.qlight.com

Product Specifications

■ Optics Specifications

| Model number | | QEL-200 / QELT-200 QELS-200 / QELTS-200 | QEL-300 / QELT-300 QELS-300 / QELTS-300 | QEL-400 / QELT-400 QELS-400 / QELTS-400 | QEL-500 / QELT-500 QELS-500 / QELTS-500 |
|-------------------------|----|--|--|--|--|
| Directions | | Translucent | Translucent | Translucent | Translucent |
| Light color (Standard) | | Cool daylight | | | |
| Color temperature | | 6,000-7,000K | | | |
| Luminous flux | DC | 180lm | 300lm | 420lm | 500lm |
| | AC | 180lm | 300lm | 420lm | 500lm |
| Illumination (at 1m) | DC | 80Lux | 100Lux | 150Lux | 200Lux |
| | AC | 75Lux | 100Lux | 150Lux | 190Lux |

■ General Product Specifications

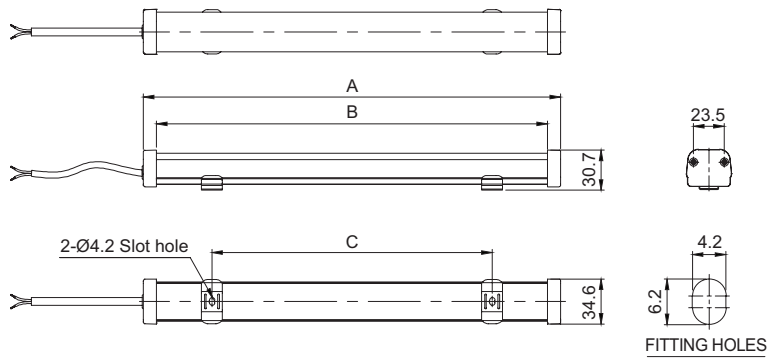
| Model number | | QEL-200 / QELT-200 QELS-200 / QELTS-200 | QEL-300 / QELT-300 QELS-300 / QELTS-300 | QEL-400 / QELT-400 QELS-400 / QELTS-400 | QEL-500 / QELT-500 QELS-500 / QELTS-500 |
|-----------------------------|--------|---|--|--|--|
| Rated voltage | | DC24V, AC110V, AC220V | | | |
| Range for operating voltage | | DC21.5V-26.5V, AC98V-121V, AC198V-245V | | | |
| Power consumption | DC24V | 4W | 5.5W | 8W | 9.5W |
| | AC110V | 3W | 3.5W | 4.5W | 5.5W |
| | AC220V | 3.5W | 5W | 6.5W | 8.5W |
| Insulation resistance | | Min. 100MΩ(500V DC mega ohm meter) | | | |
| Withstanding voltage | | DC: 500VAC, 60Hz, 1 minute/AC: 1,500VAC, 60Hz, 1 minute | | | |
| Operating temperature | | -30°C to +50°C | | | |
| Protection rating | | Non waterproof | | | |
| Materials | | Lens-PC, Side cover-ABS, Bracket-STS201 | | | |
| Certificate | | CE  | | | |
| Weight(approx.) | | 0.08kg | 0.10kg | 0.13kg | 0.15kg |
| | | 0.10kg | 0.12kg | 0.15kg | 0.17kg |

※ CE compliant: DC24V, AC220V, KC compliant: AC220V(QEL/ QELS only)

Dimensions

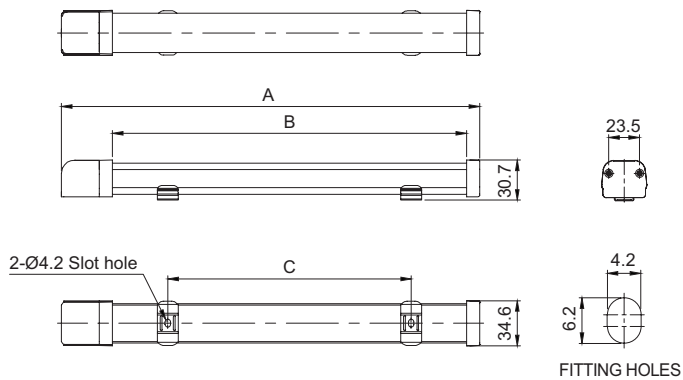
(Units : mm)

QEL



| MODEL | A | B | C |
|---------|-----|-----|--------|
| QEL-200 | 220 | 200 | 16-170 |
| QEL-300 | 320 | 300 | 16-270 |
| QEL-400 | 420 | 400 | 16-370 |
| QEL-500 | 520 | 500 | 16-470 |

QELT

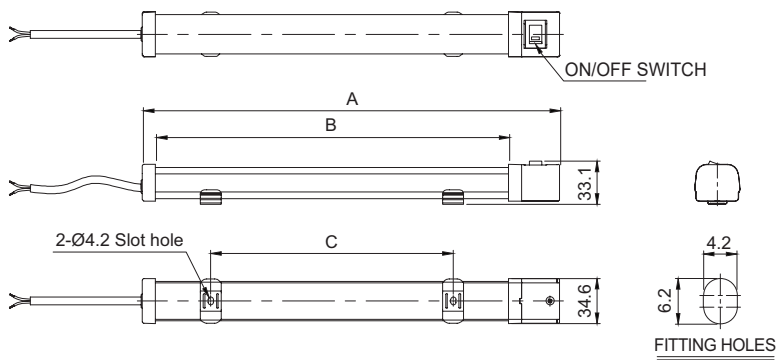


| MODEL | A | B | C |
|----------|-----|-----|--------|
| QELT-200 | 249 | 200 | 16-170 |
| QELT-300 | 349 | 300 | 16-270 |
| QELT-400 | 449 | 400 | 16-370 |
| QELT-500 | 549 | 500 | 16-470 |

Dimensions

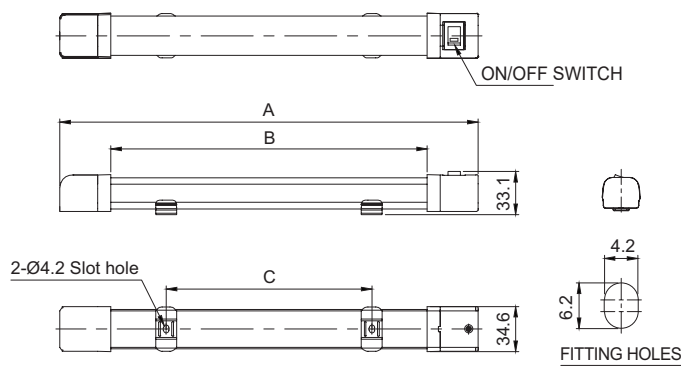
(Units : mm)

QELS



| MODEL | A | B | C |
|----------|-----|-----|--------|
| QELS-200 | 249 | 200 | 16-170 |
| QELS-300 | 349 | 300 | 16-270 |
| QELS-400 | 449 | 400 | 16-370 |
| QELS-500 | 549 | 500 | 16-470 |

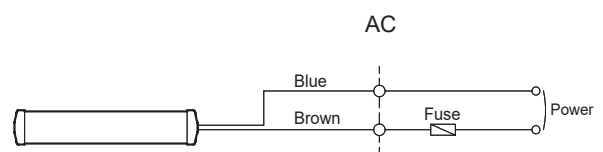
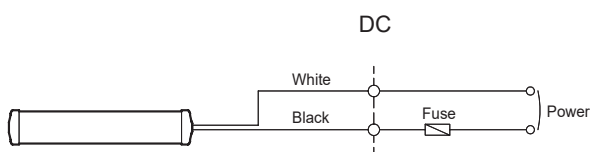
QELTS



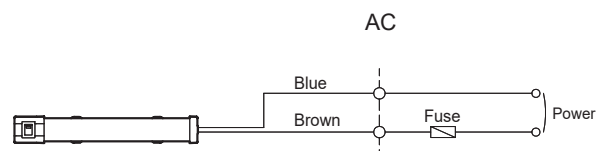
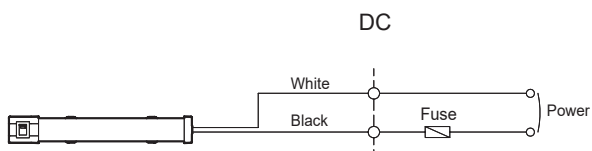
| MODEL | A | B | C |
|-----------|-----|-----|--------|
| QELTS-200 | 278 | 200 | 16-170 |
| QELTS-300 | 378 | 300 | 16-270 |
| QELTS-400 | 478 | 400 | 16-370 |
| QELTS-500 | 578 | 500 | 16-470 |

Wiring Instructions

QEL

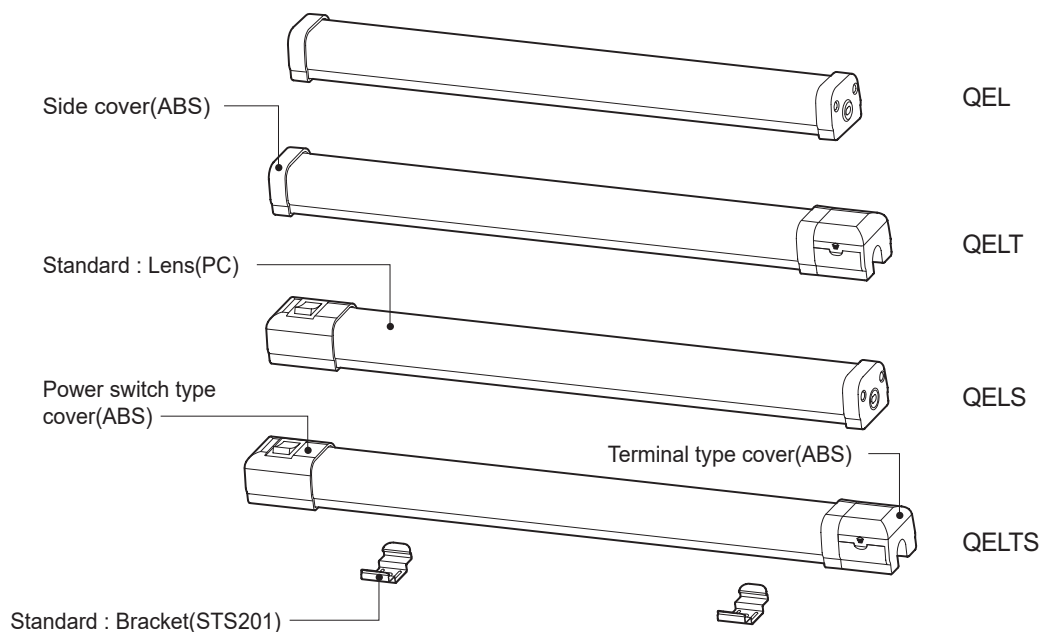


QELS



- DC type cable specification : External power line - UL2464 AWG22(0.3sq) x 2C 450mm
- AC type cable specification : External power line - VCTFK(0.75sq) x 2C 450mm
- This product can be wired regardless of polarity.
- For QELT and QELTS model, external power line is sold separately.

■ Parts Definition

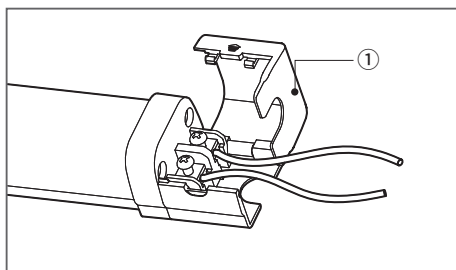


■ Bracket Adjustment

- Mounting brackets are removable with special sliding structure that allows easy adjustment of distance between the two mounting brackets.

■ Terminal Wiring (QELT, QELTS)

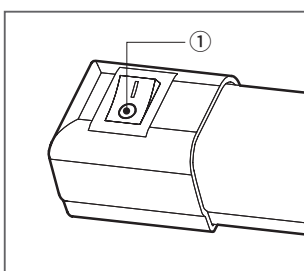
- QELT and QELTS models are wired according to the following instructions.



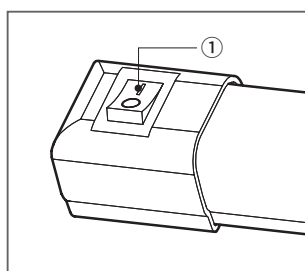
- 1) Lift open the terminal box cover ①
- 2) Loosen the bolts in the terminal box by rotating them in the CCW direction.
Connect the power lines to the terminals and then fasten the lines by rotating the bolts in the CW direction (Product can be wired regardless of polarity).
- 3) After the power lines have been connected, please close the terminal box cover ①.

■ Terminal Wiring (QELS, QELTS)

- QELT and QELTS models can be turned off when the switch "O" ① is pushed down and turned on when the switch "I" ① is pushed down.



Off

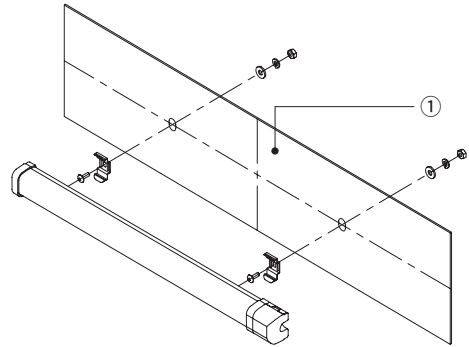


On

Installation/ Mounting Hole Specifications

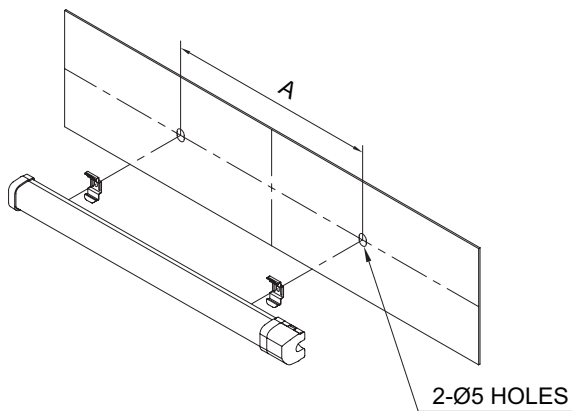
■ Installation

- First, machine taps or holes on the mounting surface ①.
- The mounting hole of this product is 4.2mm in diameter (long hole).
- When machining taps, fasten the bolt through the mounting hole of the product.
- When machining holes, insert the bolt through the hole of the product, and tighten the nut from the opposite side of the mounting surface.
(Install flat washer and spring washer when fastening bolt and nut.)
- To secure the product to brackets, place the products to brackets and push it lightly until it makes “clark” sound.



■ Mounting Hole Specifications

- Machine holes on the mounting surface referring to the diagram below.



| MODEL | A |
|----------------------------|--------|
| QEL/ QELT/ QELS/ QELTS-200 | 16~170 |
| QEL/ QELT/ QELS/ QELTS-300 | 16~270 |
| QEL/ QELT/ QELS/ QELTS-400 | 16~370 |
| QEL/ QELT/ QELS/ QELTS-500 | 16~470 |

Installation Environment and Protection Rating

- This product is not waterproof.
- This product is designed for only indoor use.
- If the product is installed in locations that subject it to excessive dust or water other than the designated IP protection rating indicated, it may cause malfunction or damage to the product.
- For further information, please visit our website(www.qlight.com).

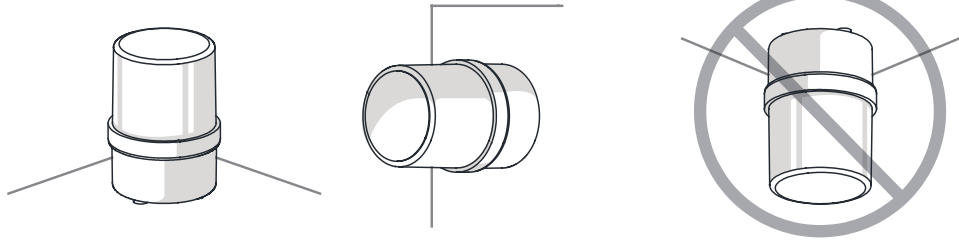
Product installation direction

- Install the product in accordance with the manual. Otherwise rainwater or moisture may penetrate into the product.

· BEACON/SIGNALING LIGHT

※ For products with a protection rating of less than IPX4, please install it vertically.

Power cord inlet part shall not be facing the sky.



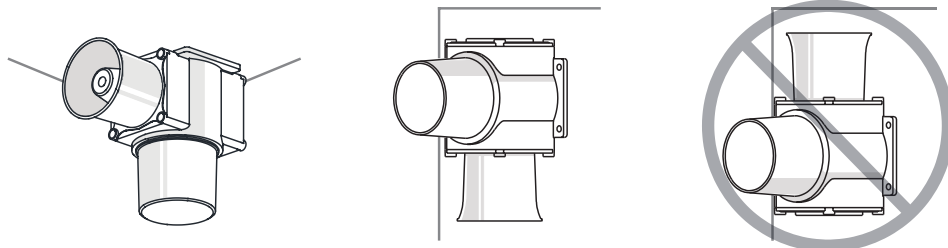
· ELECTRONIC SOUNDER/SIGNAL HORN

Sounder part shall not be facing the sky.



· HEAVY-DUTY & EXPLOSION PROOF SIGNALINGS

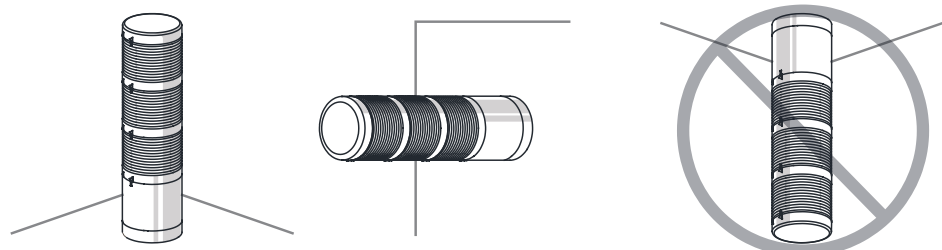
Sounder part shall not be facing the sky.



· SIGNAL TOWER LIGHTS

※ For products with a protection rating of less than IPX4, please install it vertically.

Power cord inlet part shall not be facing the sky.





For your safety

Specification and dimensions listed in this catalogue subject to change without notice for product quality improvement.
The newest product information is available on our website.(www.qlight.com)
Please read the instruction manual attached to the product carefully before installation and use.

Qlight Co., Ltd. www.qlight.com | trade@qlight.com

Head Office | Suite #1510, STX-V Tower, 128 Gasan digital 1-ro, Geumcheon-gu, Seoul, Korea

Tel. +82-2-2679-6152(Toll free. +82-80-328-2222) Fax. +82-2-2679-6154

Factory | 185-25, Mukbang-ro, Sangdong-myeon, Gimhae-si, Gyeongsangnamdo, Korea Tel. +82-55-328-1111(Toll free. +82-80-328-1111)

Qlight Overseas Sales Dept | 704 Nakdong-daero, Sasang-gu, Busan, Korea(Eomgung-Dong) Tel : +82-51-620-4100

Qlight Public Relations & Marketing Team Office | 704 Nakdong-daero, Sasang-gu, Busan, Korea(Eomgung-Dong) Tel. +82-51-245-0017

SHANGHAI Qlight Electronic Co., Ltd. www.qlight.com www.qlightcn.com | qlightcn@qlight.com

China Factory/ Shanghai Sales Office | #Room 333 Building B, #11, Lane 450, Zhenda Road, Baoshan District, Shanghai, China

Tel. +86-21-6651-7100 Fax. +86-21-6315-3929

China Factory Site 2 (Qidong) | #33, Haiyan Road, Qidong High-tech Industrial Development Zone, Qidong, Jiangsu Province, China

Tel +86-513-8384-9999 Fax +86-513-8384-9910

Qlightec

Innovation in Alarm & Signal

Product Operation Inquiry / Customer Support +82-51-620-4100

You can expect prompt service if you have exact information such as model name, symptom, telephone number and address.

※ALL PRODUCT, PRODUCT SPECIFICATIONS AND DATA ARE SUBJECT TO CHANGE WITHOUT NOTICE TO IMPROVE RELIABILITY, FUNCTION OR DESIGN OR OTHERWISE.

Head office : Suite #1510, STX-V Tower, 128 Gasan digital 1-ro, Geumcheon-gu, Seoul, Korea (Postal Code : 08507)

Factory : 185-25, Mukbang-Ro, Sangdong-Myeon, Gimhae-Si, Gyeongsangnam-Do, Korea (Postal Code : 50805)

www.qlight.com

EN - QEL-200 - 2403A