

Separate Color Filter Lens Inside the Outer Lens Helps to Provide a Clear Signal

PRODUCT SPECIFICATION

QTC Series

Materials Lens-PC, Filter lens-PC, Housing-ABS, Pole-Al

Ambient operating temperature -30°C to +50°C


Volume Max.85dB at 1m

Protection rating Standard type-IP65, Built-in buzzer type-IP54

Flashing rate 60-80/min

Compliant with RoHS directive

- Modular LED steady/flashing signal tower lights
- Added a separate color filter lens inside the outer lens to help provide a clear signal
- Can select from size selections of Ø50mm, Ø60mm and Ø70mm to fit your sophisticated application needs
- The addition of modules and change in color arrangement can be achieved without the use of tools by using the Lock-type structure
- QTCA type offers a nifty integrated lens and cover for a simple aesthetically pleasing product
- When it is turned off the milky color filter provides comfortable viewing at close proximity for the operator
- A variety of Mounting bracket selections for the pole mount type to fit your location and mounting needs
- Standard model and built-in buzzer model can be used by selecting the specifications suitable for the operating environment.
- Available in customized 2 sound buzzer type and high volume(100dB) buzzer type
- Wired type and M12 connector type allow for a customized model that M12 connector can be attached at the end of wires.
- Transistors can be connected and can be operated on PLC directly



Each modular color lens can be added without additional tools



QTC model uses a special contact structure for stable operation, the lens modules lock into place by rotating the modular structures together. This allows for easy changes to the color arrangement without any tools. Additional modules can be added.

1 High volume buzzer(100dB) option can be fitted to the top of the product. (Customization)

High volume 100dB volume buzzer module fastened to the top of the product provides 360 degree buzzer signal output which cannot be achieved with the single directional buzzer.(Buzzer volume cannot be adjusted)

2 Integrated cover and lens model(QTCA50 / QTCA60 / QTCA70)

The sleek body cover and lens model is made of one piece for a simple unified look.

3 QTC Series Special Lens

QTC Series added a separate color filter lens inside the outer lens to help provide a clear signal.

4 Buzzer volume is adjusted via the volume control lever

QTC type volume can be adjusted for each specific working condition with the equipped buzzer volume control lever at the bottom of the product.(-BZ type)


5 M12 connector attached type

M12 connector is standard(Female M12 connector is not provided).


6 Can select from a variety of Mounting brackets option to fit your application needs and build environment

There are a variety of Mounting bracket options available depending on cost and installation requirements.

QTC50ML / QTC50L



QTC50ML Series



QTC50ML Series



High-volume buzzer module



QTC50ML Ø50mm Direct mount, LED Steady/Flashing

Model number	Layers	Voltage	Certificates	Weight	Color
QTC50ML Steady	1	DC12V DC24V AC110V-220V		0.20kg 0.20kg 0.30kg	● R-Red
QTC50ML-BZ Steady w/built-in buzzer					
QTC50MLF Steady/Flashing	2	DC12V DC24V AC110V-220V		0.28kg 0.28kg 0.38kg	● R-Red ● G-Green
QTC50MLF-BZ Steady/Flashing w/ built-in buzzer					
QTC50ML Steady	3	DC12V DC24V AC110V-220V	CE UL	0.37kg 0.37kg 0.47kg	● R-Red ● A-Amber ● G-Green
QTC50ML-BZ Steady w/built-in buzzer					
QTC50MLF Steady/Flashing	4	DC12V DC24V AC110V-220V		0.45kg 0.45kg 0.55kg	● R-Red ● A-Amber ● G-Green ● B-Blue
QTC50MLF-BZ Steady/Flashing w/ built-in buzzer					
QTC50MLF Steady/Flashing	5	DC12V DC24V AC110V-220V		0.54kg 0.54kg 0.64kg	● R-Red ● A-Amber ● G-Green ● B-Blue ○ W-White

※ AC type model has a free-voltage range of 100V-240V.

※ UL Listed: DC24V

Light source/buzzer current(based on 1 layer)

Voltage	DC12V	DC24V	AC110V~220V
Light source current(1 layer)	0.090A	0.070A	Max.0.055A
Buzzer current	0.040A	0.075A	Max.0.055A

Wiring Instructions

- External power line UL1015 AWG18(0.75sq) x 2C 400mm
- External signal line UL1007 AWG22(0.3sq) 400mm
- LED tower light can be wired by using transistor and External Contact

Customization

- DC24V voltage UL listed product
- M12 connector attached type
- 2 buzzer sound types : Both prolonged (beep, beep) and staccato (beep, beep, beep) buzzer output available
- Wall mount bracket options : Bracket structure allows for threading through the bracket hole or into the wall
- Top high-volume buzzer module mounted (lens limited to 4 stages or less)



Wall mount bracket
TWS45



Wall mount bracket
TWA45

Ordering Specifications

QTC50ML	-	3	-	110/220	-	RAG
[Model number]		[Layers]		[Voltage]		[Color]
QTC50ML		1-1 Layers		12-DC12V		● R-Red
QTC50ML-BZ		2-2 Layers		24-DC24V		● A-Amber
QTC50MLF		3-3 Layers		110/220-AC110V-220V		● G-Green
QTC50MLF-BZ		4-4 Layers				● B-Blue
QTC50ML		5-5 Layers				○ W-White
QTC50ML-BZ						
QTC50MLF						
QTC50MLF-BZ						



QTC50L Ø50mm Pole mount, LED Steady/Flashing

Model number	Layers	Voltage	Certificates	Weight	Color
QTC50L Steady	1	DC12V	CE UL	0.35kg	● R-Red
QTC50L Steady		DC24V		0.35kg	
QTC50L-BZ Steady w/built-in buzzer		AC110V-220V		0.45kg	
QTC50LF Steady/Flashing	2	DC12V		0.44kg	● R-Red ● G-Green
QTC50LF Steady/Flashing		DC24V		0.44kg	
QTC50LF-BZ Steady/Flashing w/ built-in buzzer		AC110V-220V		0.54kg	
QTC50L Steady	3	DC12V		0.52kg	● R-Red ● A-Amber ● G-Green
QTC50L Steady		DC24V		0.52kg	
QTC50L-BZ Steady w/built-in buzzer		AC110V-220V		0.62kg	
QTC50LF Steady/Flashing	4	DC12V		0.61kg	● R-Red ● A-Amber ● G-Green ● B-Blue
QTC50LF Steady/Flashing		DC24V		0.61kg	
QTC50LF-BZ Steady/Flashing w/ built-in buzzer		AC110V-220V		0.71kg	
QTC50L Steady	5	DC12V		0.69kg	● R-Red ● A-Amber ● G-Green ● B-Blue ○ W-White
QTC50L Steady		DC24V		0.69kg	
QTC50L-BZ Steady w/built-in buzzer		AC110V-220V		0.79kg	

※ AC type model has a free-voltage range of 100V-240V.

※ UL Listed: DC24V

Light source/buzzer current(based on 1 layer)

Voltage	DC12V	DC24V	AC110V~220V
Light source current(1 layer)	0.090A	0.070A	Max.0.055A
Buzzer current	0.040A	0.075A	Max.0.055A

Wiring Instructions

- External power line UL1015 AWG18(0.75sq) x 2C 400mm
- External signal line UL1007 AWG22(0.3sq) 400mm
- LED tower light can be wired by using transistor and External Contact

Mounting bracket

Standard	LB18	LW18	QZ18	SZ18	QL18	SL18
Steel	Steel	ABS	ABS	Al	ABS	Al


※ Please refer to [Tower Light Mounting bracket] on this catalogue for detailed dimensions

Ordering Specifications


QTC50L	-	3	-	110/220	-	RAG	-	LW18
[Model number]		[Layers]		[Voltage]		[Color]		[Bracket]
QTC50L		1-1 Layers		12-DC12V		● R-Red		· None-Standard
QTC50L-BZ		2-2 Layers		24-DC24V		● A-Amber		· Bracket
QTC50LF		3-3 Layers		110/220-AC110V-220V		● G-Green		-LB18 -LW18
QTC50LF-BZ		4-4 Layers				● B-Blue		-QZ18 -SZ18
QTC50L		5-5 Layers				○ W-White		-QL18 -SL18
QTC50L-BZ								
QTC50LF								
QTC50LF-BZ								



When Off



QTC50L Series



QTC50L Series

Customization

- 2 buzzer sound types : Both prolonged(beep, beep) and staccato(beep, beep, beep) buzzer output available
- DC24V voltage UL listed product
- M12 connector attached type
- Customized pole length available
- Top high-volume buzzer module mounted (lens limited to 4 stages or less)

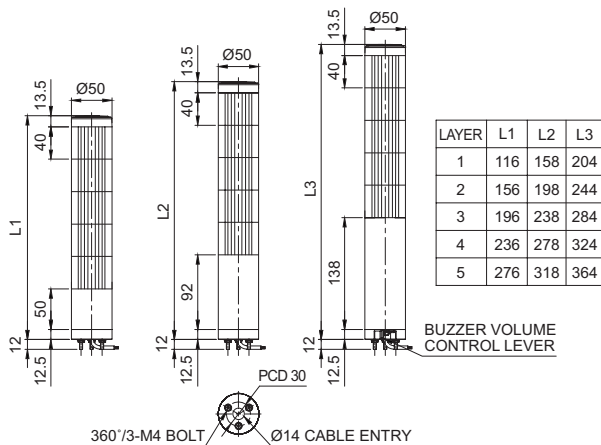
Technical Diagram

Units : mm

•QTC50ML-DC
•QTC50MLF-DC
•QTC50ML-BZ-DC

•QTC50ML-AC
•QTC50MLF-BZ-DC

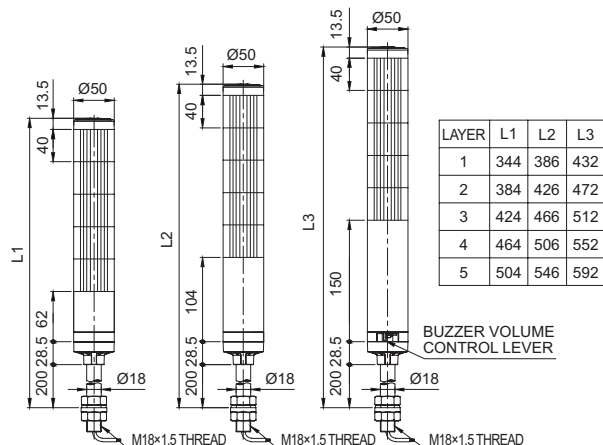
•QTC50MLF-AC
•QTC50ML-BZ-AC
•QTC50MLF-BZ-AC



•QTC50L-DC
•QTC50LF-DC
•QTC50L-BZ-DC

•QTC50L-AC
•QTC50LF-BZ-DC

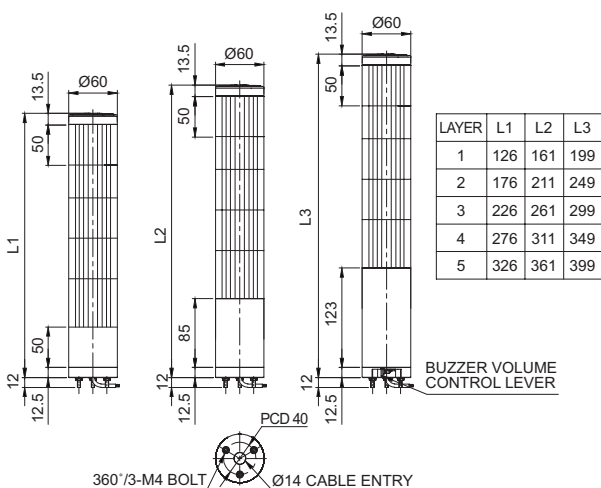
•QTC50LF-AC
•QTC50L-BZ-AC
•QTC50LF-BZ-AC



•QTC60ML-DC
•QTC60MLF-DC
•QTC60ML-BZ-DC

•QTC60ML-AC
•QTC60MLF-BZ-DC

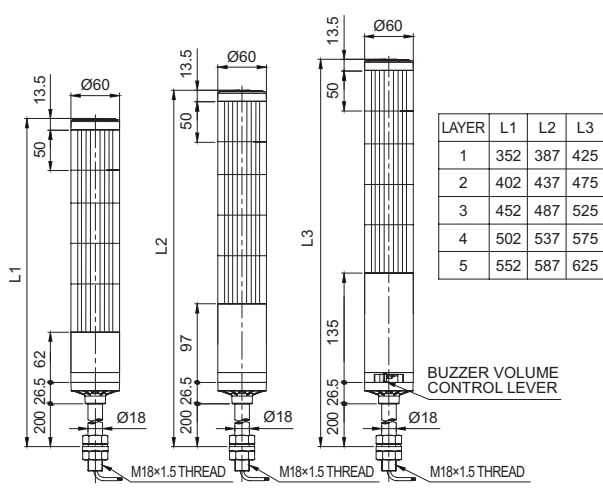
•QTC60MLF-AC
•QTC60ML-BZ-AC
•QTC60MLF-BZ-AC



•QTC60L-DC
•QTC60LF-DC
•QTC60L-BZ-DC

•QTC60L-AC
•QTC60LF-BZ-DC

•QTC60LF-AC
•QTC60L-BZ-AC
•QTC60LF-BZ-AC

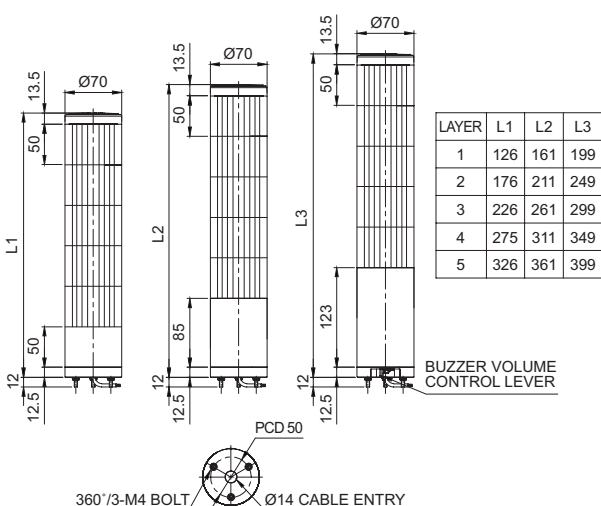


•QTC70ML-DC
•QTC70MLF-DC
•QTC70ML-BZ-DC

•QTC70ML-AC
•QTC70MLF-AC

•QTC70MLF-BZ-AC

•QTC70ML-BZ-AC
•QTC70MLF-BZ-DC

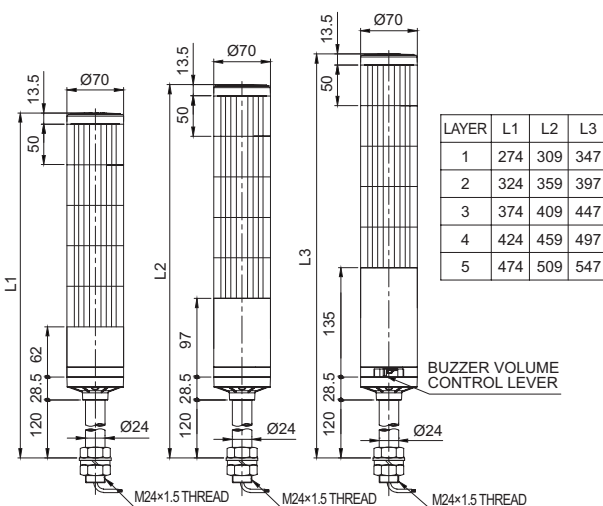


•QTC70L-DC
•QTC70LF-DC
•QTC70L-BZ-DC

•QTC70L-AC
•QTC70LF-AC

•QTC70LF-BZ-AC

•QTC70L-BZ-AC
•QTC70LF-BZ-DC

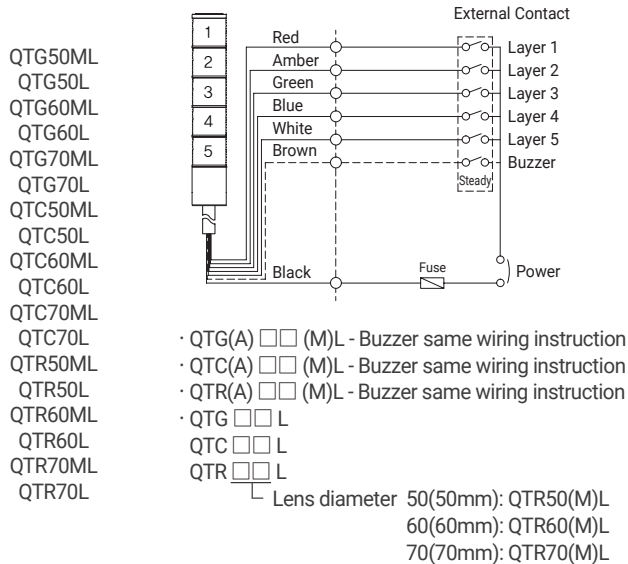


Wiring Instructions(using External Contact)

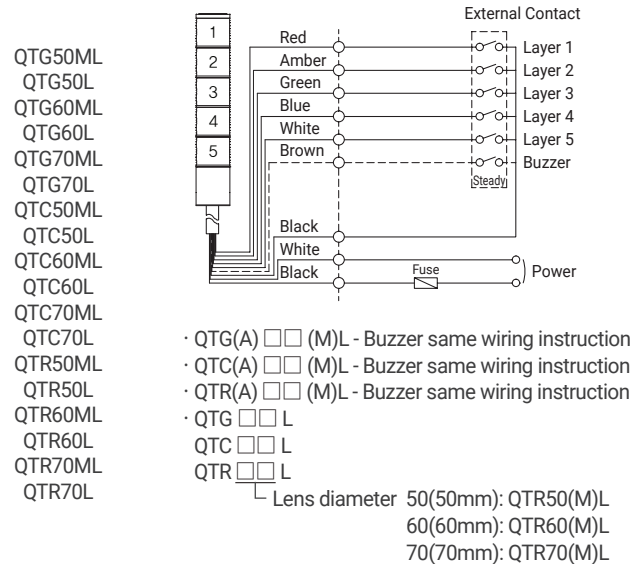
· In case of wiring with External Contacts, refer to the wiring diagrams below according to your product's type and voltage setting.

Wiring Instructions

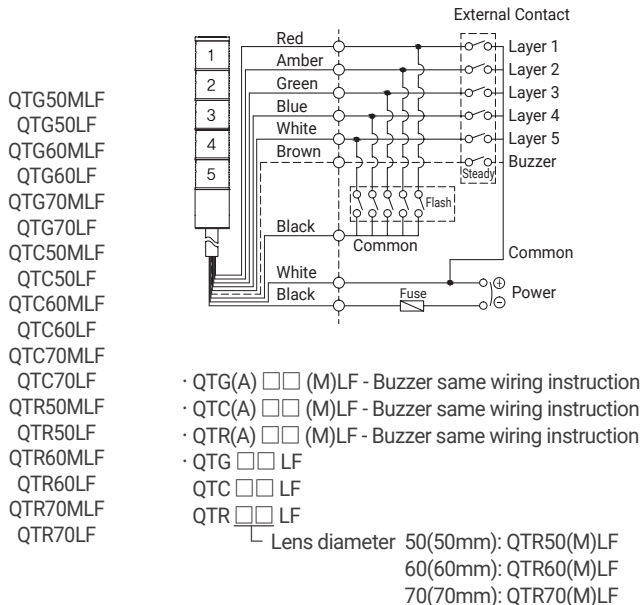
DC Steady



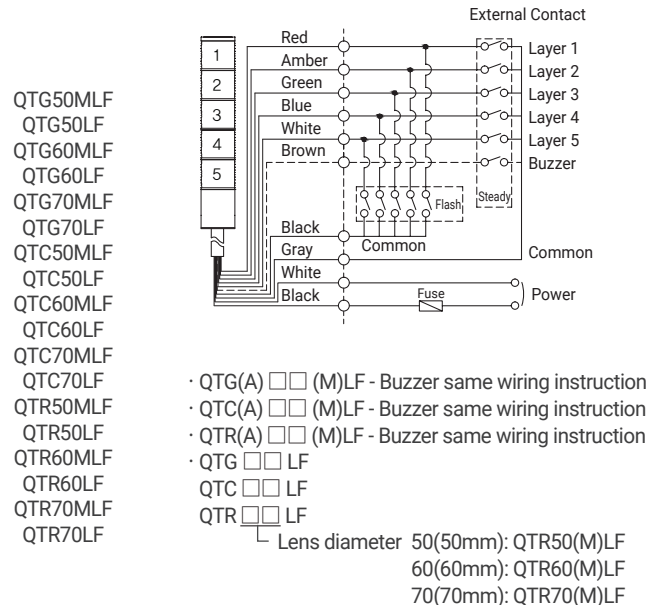
AC Steady



DC Steady/ Flashing



AC Steady/ Flashing



- DC steady type cable specification: External power line/External signal line UL1007 AWG22(0.3sq) 400mm
- AC steady, AC/DC steady/flashing type cable specification: External power line UL1015 AWG18(0.75sq) x 2C 400mm
External signal line UL1007 AWG22(0.3sq) 400mm

Wiring Instructions(using transistor)

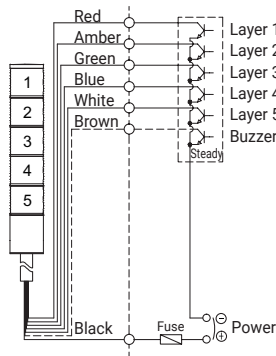
· In case of wiring with transistors, please select the proper transistor type : either NPN or PNP based on the source voltage setting.

Wiring Instructions

DC Steady

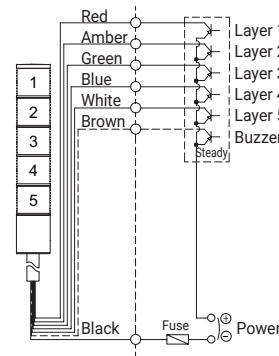
QTG50ML
QTG50L
QTG60ML
QTG60L
QTG70ML
QTG70L
QTC50ML
QTC50L
QTC60ML
QTC60L
QTC70ML
QTC70L
QTR50ML
QTR50L
QTR60ML
QTR60L
QTR70ML
QTR70L

External Transistor



- QTG(A) □□ (M)L - Buzzer same wiring instruction
- QTC(A) □□ (M)L - Buzzer same wiring instruction
- QTR(A) □□ (M)L - Buzzer same wiring instruction
- QTG □□ L
- QTC □□ L
- QTR □□ L
- └ Lens diameter 50(50mm): QTR50(M)L
60(60mm): QTR60(M)L
70(70mm): QTR70(M)L

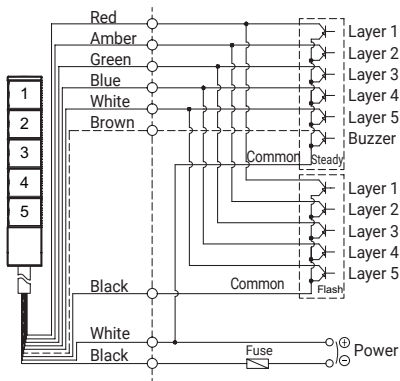
External Transistor



DC Steady/ Flashing

QTG50MLF
QTG50LF
QTG60MLF
QTG60LF
QTG70MLF
QTG70LF
QTC50MLF
QTC50LF
QTC60MLF
QTC60LF
QTC70MLF
QTC70LF
QTR50MLF
QTR50LF
QTR60MLF
QTR60LF
QTR70MLF
QTR70LF

External Transistor

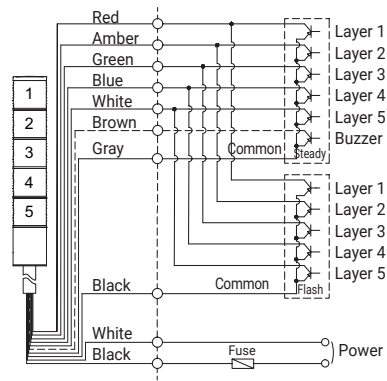


- QTG(A) □□ (M)LF - Buzzer same wiring instruction
- QTC(A) □□ (M)LF - Buzzer same wiring instruction
- QTR(A) □□ (M)LF - Buzzer same wiring instruction
- QTG □□ LF
- QTC □□ LF
- QTR □□ LF
- └ Lens diameter 50(50mm): QTR50(M)LF
60(60mm): QTR60(M)LF
70(70mm): QTR70(M)LF

AC Steady/ Flashing

QTG50MLF
QTG50LF
QTG60MLF
QTG60LF
QTG70MLF
QTG70LF
QTC50MLF
QTC50LF
QTC60MLF
QTC60LF
QTC70MLF
QTC70LF
QTR50MLF
QTR50LF
QTR60MLF
QTR60LF
QTR70MLF
QTR70LF

External Transistor



- QTG(A) □□ (M)LF - Buzzer same wiring instruction
- QTC(A) □□ (M)LF - Buzzer same wiring instruction
- QTR(A) □□ (M)LF - Buzzer same wiring instruction
- QTG □□ LF
- QTC □□ LF
- QTR □□ LF
- └ Lens diameter 50(50mm): QTR50(M)LF
60(60mm): QTR60(M)LF
70(70mm): QTR70(M)LF

· DC steady type cable specification: External power line/External signal line UL1007 AWG22(0.3sq) 400mm

· AC steady, AC/DC steady/flashing type cable specification: External power line UL1015 AWG18(0.75sq) x 2C 400mm
External signal line UL1007 AWG22(0.3sq) 400mm