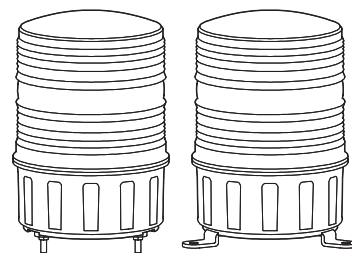


Xenon Strobe Light

S150US/ S150US-FT S150UHS/ S150UHS-FT



Thank you for purchasing Qlight's products. Please read this user manual carefully prior to installation and operation to ensure safe and correct use.

⚠ Precautions for Safety

Failure to follow the instructions below may cause a loss of life or serious physical injury.

1. During wiring or maintenance, please completely turn off the power of the product. (Failure to follow this may lead to an electric shock.)
2. Do not install the product in locations that subjects it to excessive dust or water other than the conditions designated by the IP protection ratings indicated for each product. (Failure to follow these instructions may cause a fire to the product, electric shock, physical injury, malfunction or damage to the product.)
3. Do not alter or repair this product. If maintenance or repair service is required, please contact your local Qlight contact point. (Failure to follow these instructions may lead to fire, electric shock, or product damage.)
4. Please apply the correct voltage to the product. (Failure to follow these instructions may lead to fire, electric shock, or product damage.)
5. When the product is applied to a condition that may impact lives or property, please make sure to have a double safety device. (Failure to follow this may cause damage to property, fire, electric shock and loss of life.)

⚠ Precautions for Correct Use

Failure to follow the proper instructions may cause damage to property, the product, or malfunction of the product that would void the warranty.

1. Please remove any objects that can interrupt ventilation around the product.
2. Please turn off the power of the product immediately if it fails to operate properly.
3. Carefully wire the product according to each product's specification.
4. Please be careful in preventing chemicals such as thinner, benzene, etc. in contact with the surface of the product.
5. Do not apply excessive force/impact to the product.
6. Failure to follow any of the instructions above may cause malfunction or damage to the product, fire, and electric shock.

Ordering Specifications

S150US	BZ	220	R
[Model number]	[Buzzer]	[Voltage]	[Color]
• S150US	• None	• 12/24	R-Red
• S150US-FT	- No buzzer type	- DC12V-24V	A-Amber
• S150UHS	• BZ	• 110 -AC110V	G-Green
• S150UHS-FT	- Built-in buzzer type	• 220 -AC220V	B-Blue

Product Specifications

Model number	Voltage	Current	Xenon lamp			Certificate	Weight	Color
			Volts/Watts	Configuration	Part#			
S150US S150US-FT	DC12V -24V	Max. 1.300A	200V -550V	EUB0641 -1A(G)	48	-	0.56kg	R-Red A-Amber G-Green B-Blue
	AC110V	0.160A		U type			0.54kg	
	AC220V	0.140A						
S150UHS S150UHS-FT	DC12V	1.277A	280V -400V	BH0647(G)			0.78kg	
	DC24V	0.655A						
	AC110V	0.270A		W type			0.69kg	
	AC220V	0.218A						

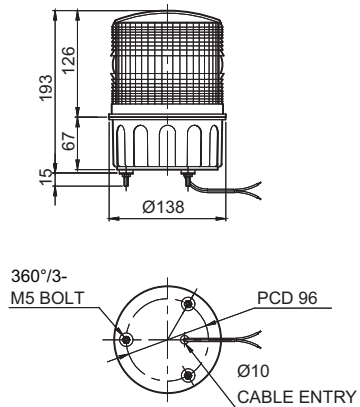
- Protection rating : IP44
- Ambient operating temperature : -30°C to +50°C



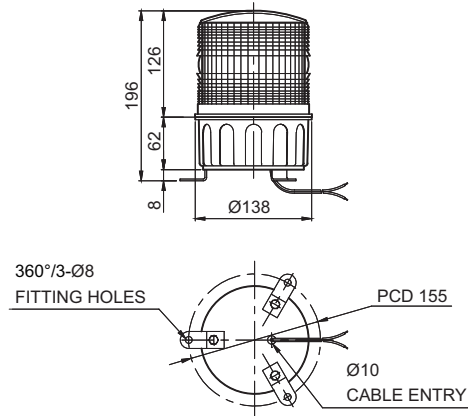
Please scan the QR code for more detailed product information.

www.qlight.com

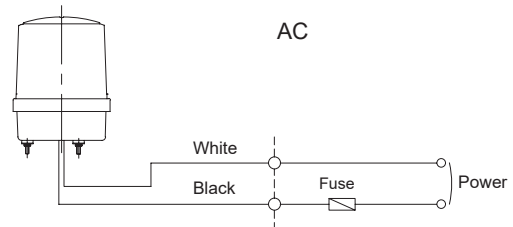
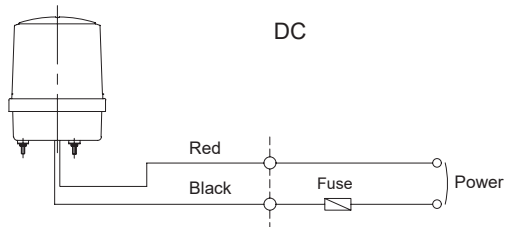
S150US/ S150UHS



S150US-FT/ S150UHS-FT



Wiring Instructions

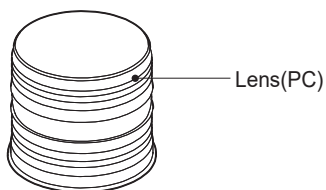


- External power line - UL1015 AWG18(0.75sq) x 2C 400mm
- This product can be wired regardless of polarity.
- For built-in buzzer type, once the unit is powered on, singal light and buzzer are working simultaneously.

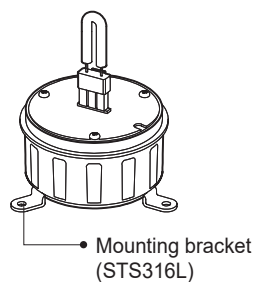
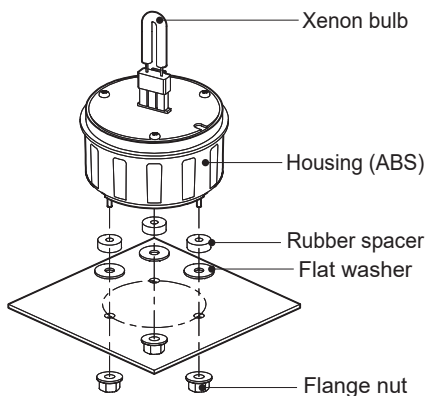

Parts Definition/ Installation

Parts Definition

S150US



S150US-FT



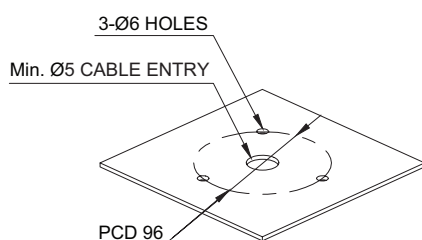
Installation

- First, remove the flange nuts from bolts and place the product through the mounting surface holes (S150US only).
- Fasten the flange nuts on the opposite side of the mounting surface until the product is tightened securely.

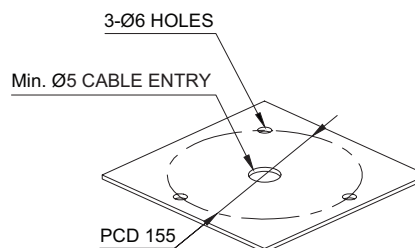
Mounting Hole Specifications/ Xenon Bulb Replacement Instructions

■Mounting Hole Specifications

- Machine holes on the mounting surface referring to the diagram below.



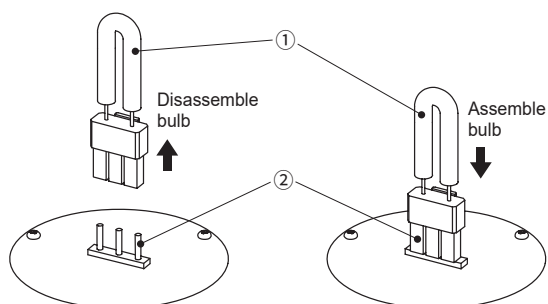
S150US/ S150UHS



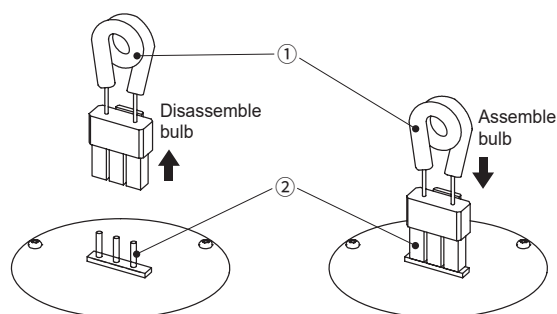
S150US-FT/ S150UHS-FT

■Xenon Bulb Replacement instructions

S150US/ S150US-FT



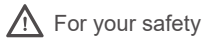
S150UHS/ S150UHS-FT



- Please wait at least 30 minutes after turning off the power before replacing the xenon bulb.
- Please pull out the entire xenon bulb structure ① to disassemble.
- For xenon bulb assembly, please ensure the connector portion of the xenon bulb structure matches the pin location ②.

Installation Environment and Protection Rating

- This product is designed for use with protection rating of IP44.
- If the product is installed in locations that subject it to excessive dust or water other than the designated IP protection rating indicated (IP44), it may cause malfunction or damage to the product.
- In case of outdoor applications, install the product in the upright position. Do not install the product horizontal or upside-down positions where water can potentially penetrate into the product and impact its operation.
- For further information, please visit our website (www.qlight.com).



For your safety

Specification and dimensions listed in this catalogue subject to change without notice for product quality improvement.
The newest product information is available on our website.(www.qlight.com)
Please read the instruction manual attached to the product carefully before installation and use.

Qlight Co., Ltd. www.qlight.com | trade@qlight.com

Head Office | Suite #1510, STX-V Tower, 128 Gasan digital 1-ro, Geumcheon-gu, Seoul, Korea

Tel. +82-2-2679-6152(Toll free. +82-80-328-2222) Fax. +82-2-2679-6154

Factory | 185-25, Mukbang-ro, Sangdong-myeon, Gimhae-si, Gyeongsangnamdo, Korea Tel. +82-55-328-1111(Toll free. +82-80-328-1111)

Qlight Overseas Sales Dept | 704 Nakdong-daero, Sasang-gu, Busan, Korea(Eomgung-Dong) Tel : +82-51-620-4100

Qlight Public Relations & Marketing Team Office | 704 Nakdong-daero, Sasang-gu, Busan, Korea(Eomgung-Dong) Tel. +82-51-245-0017

SHANGHAI Qlight Electronic Co., Ltd. www.qlight.com www.qlightcn.com | qlightcn@qlight.com

China Factory/ Shanghai Sales Office | #Room 333 Building B, #11, Lane 450, Zhenda Road, Baoshan District, Shanghai, China

Tel. +86-21-6651-7100 Fax. +86-21-6315-3929

China Factory Site 2 (Qidong) | #33, Haiyan Road, Qidong High-tech Industrial Development Zone, Qidong, Jiangsu Province, China

Tel +86-513-8384-9999 Fax +86-513-8384-9910

Qlightec

Innovation in Alarm & Signal

Product Operation Inquiry / Customer Support +82-51-620-4100

You can expect prompt service if you have exact information such as model name, symptom, telephone number and address.

※ALL PRODUCT, PRODUCT SPECIFICATIONS AND DATA ARE SUBJECT TO CHANGE WITHOUT NOTICE TO IMPROVE

RELIABILITY, FUNCTION OR DESIGN OR OTHERWISE.

Head office : Suite #1510, STX-V Tower, 128 Gasan digital 1-ro, Geumcheon-gu, Seoul, Korea (Postal Code : 08507)

Factory : 185-25, Mukbang-Ro, Sangdong-Myeon, Gimhae-Si, Gyeongsangnam-Do, Korea (Postal Code : 50805)

www.qlight.com

EN - S150US(FT) - 2403A