

QLV Series



Aerodynamic LED Light Bar Suitable for High Speed Emergency Vehicles



PRODUCT SPECIFICATION

QLV Series

Materials QLV Light Bar Model: Lens-PC, Cover-Al, Board-Al, Mount bracket-STs

QLV-SET: QLV Light Bar Model-PC other/ SAMP-100-Steel, Al/ SM-100ND-Steel

Ambient operating temperature -30°C to +50°C

Protection rating IP56

Lens color ●● Blue-Red ●● Red-Red ●● Amber-Amber ●● Green-Green

Flashing rate 60-80/min(QLV, QLV-SET)

- Compact and aerodynamic design minimizes air resistance in high speed vehicles
- Transparent polycarbonate outer and inner lens provides clear signal light transmission
- Strong mechanical strength, heat, and UV light resistance
- Excellent protection from vibration and impact with use of aluminum boards for both the top and bottom plates
- Internal heat discharges naturally because each LED module adopts an excellent heat dissipative structure
- QLV-SET includes amplifier that has a built-in one-touch switch for selection between signal sound and warning light
- QLV-SET includes a 100W high volume horn with clear warning sounds
- 1,250mm, 1,150mm and 885mm length models are also available
- Available in customized color arrangements

Product Features

- 1 High volume, high quality horn system
- 100W high power volume horn

- 2 AMP
- Choose Lightbar function & alarm tone

- 4 Module
- Take Down Module: Intense white Light
 - LED Module: Clear color signal light



- 3 MIC
- Emergency voice selection switch

Warning Light Bars for Emergency Vehicle

QLV Series



QLV-1250



QLV-1150



QLV-885

QLV LED Strobe Warning Light Bar

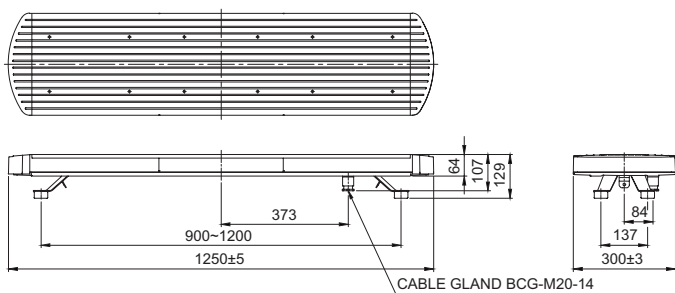
Model number	LED module number	Voltage	Current	Certificate	Weight	Color
QLV-1250	24EA	DC12V	11A	CE	16.51kg	●● B-R
QLV-1150	22EA		10.5A	-	15.62kg	●● R-R
QLV-885	18EA		9.5A	-	12.97kg	●● A-A
						●● G-G

- Excellent light transmission with use of 24 High brightness LED Strobe modules
- Replaceable LED module design

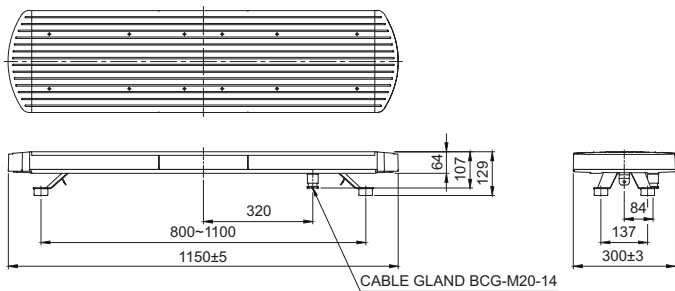
Technical Diagram

Units: mm

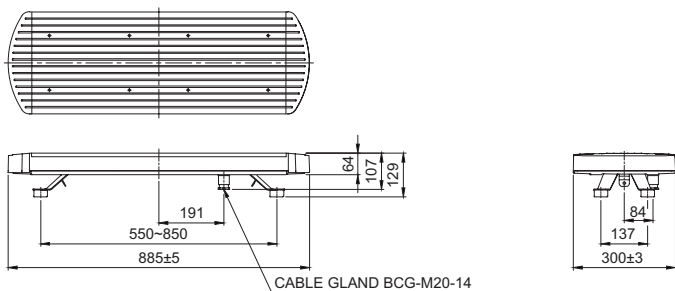
·QLV-1250



·QLV-1150



·QLV-885

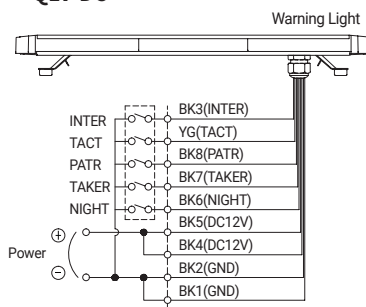


QLV Signal Light Functions

No.	Function
1	Full LED Strobe
2	LED Simulated revolving
3	Front & rear simulated revolving
4	TAKE DOWN LED Steady
5	NIGHT LED Steady(NIGHT MODE)

Wiring Instructions

·QLV-DC



Ordering Specification

QLV-1150	-	12	-	B/R
[Model number]		[Voltage]		[Color]
QLV-1250		12-DC12V		B/R ●● Blue-Red
QLV-1150				R/R ●● Red-Red
QLV-885				A/A ●● Amber-Amber
				G/G ●● Green-Green