


















Wireless LED Steady/ Flashing Tower Light

QTG70L-WIZ



QTG70L-WIZ Ø70mm Pole Mount, LED Steady/Flashing Type

Model number	Layers	Voltage	Certificates	Weight	Color
QTG70L-WIZ Steady	1	DC12V DC24V AC110V-220V	 	0.60kg 0.60kg 0.63kg	 R-Red
QTG70L-WIZ-BZ Steady w/built-in buzzer	2	DC12V DC24V AC110V-220V		0.66kg 0.66kg 0.69kg	 R-Red  G-Green
QTG70LF-WIZ Steady/Flashing					
QTG70LF-WIZ-BZ Steady/Flashing w/ built-in buzzer	3	DC12V DC24V AC110V-220V		0.72kg 0.72kg 0.75kg	 R-Red  A-Amber  G-Green
QTGA70L-WIZ Steady	4	DC12V DC24V AC110V-220V		0.78kg 0.78kg 0.81kg	 R-Red  A-Amber  G-Green  B-Blue
QTGA70L-WIZ-BZ Steady w/built-in buzzer					
QTGA70LF-WIZ Steady/Flashing	5	DC12V DC24V AC110V-220V		0.84kg 0.84kg 0.87kg	 R-Red  A-Amber  G-Green  B-Blue  W-White
QTGA70LF-WIZ-BZ Steady/Flashing w/ built-in buzzer					

※ AC type model has a free-voltage range of 100V-240V

※ KC Certification: DC24V, CE RED compliant: DC24V, AC110V-220V, FCC Complaint: DC24V, AC110V-220V



QTG70L-WIZ Series

Light source/buzzer current(based on 1 layer)

Voltage	DC12V	DC24V	AC110V-220V
Light source current(1 layer)	0.130A	0.085A	Max.0.065A
Buzzer current	0.035A	0.030A	Max.0.040A

Wiring Instructions

- External power line UL1015 AWG18(0.75sq) x 2C 400mm
- External signal line UL1007 AWG22(0.3sq) 400mm
- LED tower light can be wired by using transistor and External Contact

Mounting Bracket

Standard	LB24	LW24	QZ24	SZ24	QL24	SL24
Steel	Steel	ABS	ABS	Al	ABS	Al


※ Please refer to [Tower Light Mounting bracket] on this catalogue for detailed dimensions

Customization

- Customized pole length available
- High volume buzzer option can be fitted to the top of the product (Lens should be within 4 layers)

Ordering Specifications

QTG70L-WIZ	-	3	-	110/220	-	RAG	-	LW24
[Model number]		[Layers]		[Voltage]		[Color]		[Bracket]
QTG70L-WIZ		1-1 Layers		12-DC12V		R-Red		None-Standard
QTG70L-WIZ-BZ		2-2 Layers		24-DC24V		A-Amber		Bracket
QTG70LF-WIZ		3-3 Layers		110/220-AC110V-220V		G-Green		-LB24 -LW24
QTG70LF-WIZ-BZ		4-4 Layers				B-Blue		-QZ24 -SZ24
QTGA70L-WIZ		5-5 Layers				W-White		-QL24 -SL24
QTGA70L-WIZ-BZ								
QTGA70LF-WIZ								
QTGA70LF-WIZ-BZ								



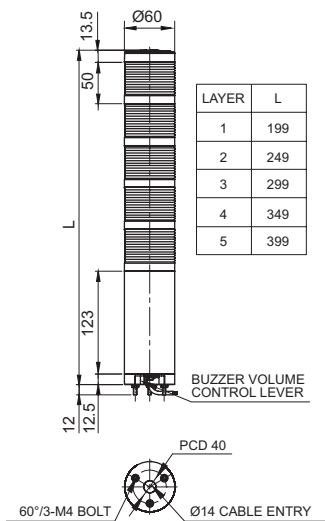
QTGA70L-WIZ Series

QTG-WIZ Series

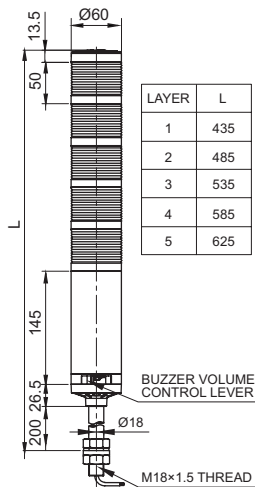
Technical Diagram

Units : mm

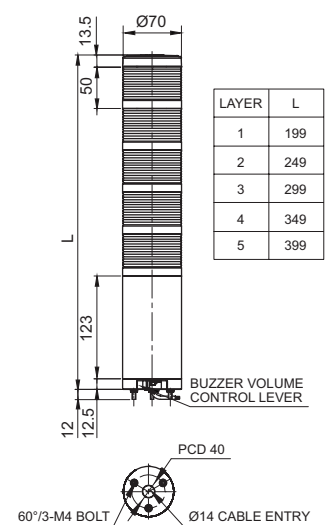
·QTG60ML(F)-WIZ Series



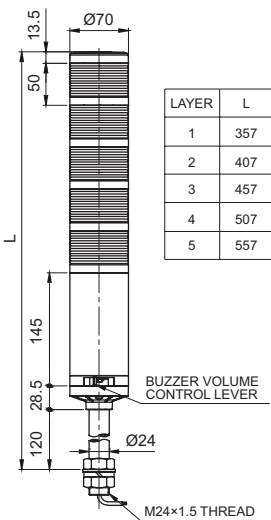
·QTG60L(F)-WIZ Series



·QTG70ML(F)-WIZ Series



·QTG70L(F)-WIZ Series



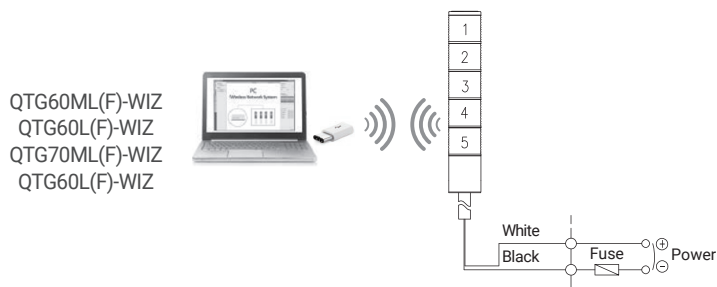
Wiring Instructions

- Please wire the product as followings when you control via wireless network

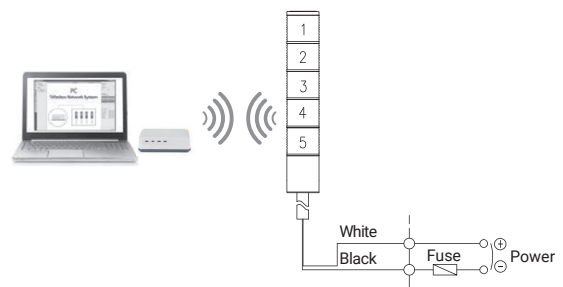
Connection by USB

AC/DC Steady/
Flashing

Connection via USB Dongle



Connection via Gateway

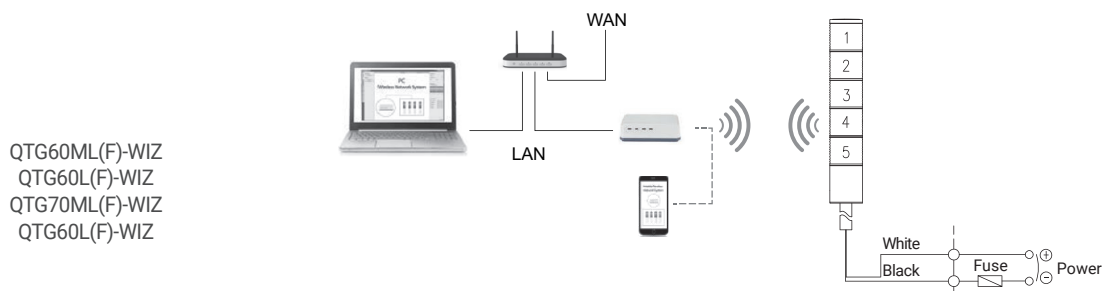


Suitable for single or small-scaled network. Can connect up to 32 devices

Connection by Ethernet

AC/DC Steady/
Flashing

Connection via Gateway and Ethernet Router



Suitable for large-scaled network. One gateway unit is a single group, can connect up to 24 groups, 768 devices (each group can connect to 32 devices)

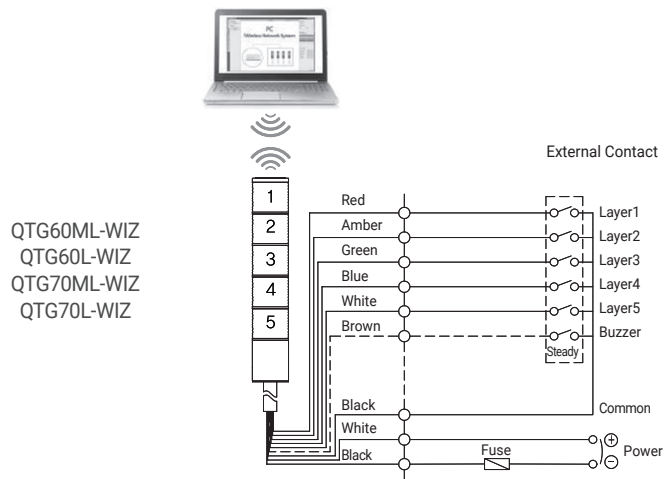
- AC steady, AC/DC steady/flashing type cable specification: External power line UL1015 AWG18(0.75sq) x 2C 400mm

Wiring Instructions

- In case of wiring with External Contacts, refer to the wiring diagrams below according to your product's type and voltage setting.
- You can monitor status of tower light and control them via wireless network.

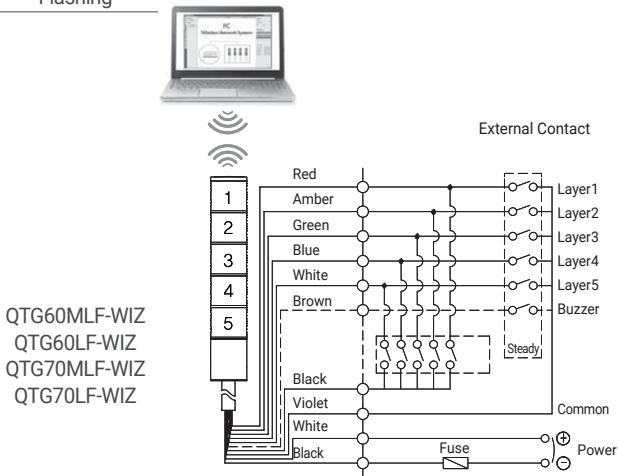
External Contact

AC/DC Steady



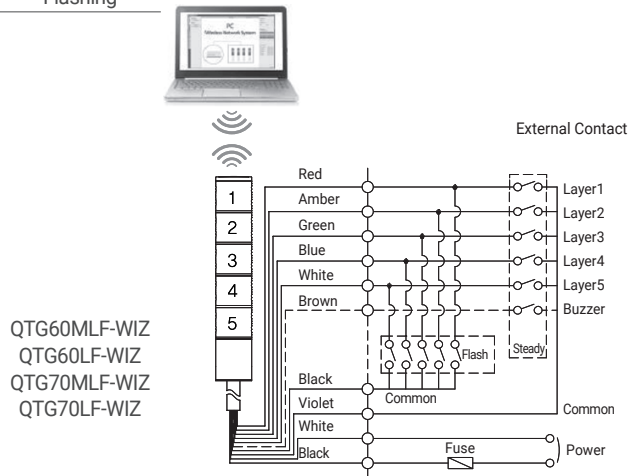
- QTG(A) □□ (M)L - WIZ: Buzzer same wiring instruction
- QTG □□ L
 □ Lens diameter 60(60mm): QTG60(M)L
 □ Lens diameter 70(70mm): QTG70(M)L

DC Steady/ Flashing



- QTG(A) □□ (M)L - WIZ: Buzzer same wiring instruction
- QTG □□ L
 □ Lens diameter 60(60mm): QTG60(M)L
 □ Lens diameter 70(70mm): QTG70(M)L

AC Steady/ Flashing



- QTG(A) □□ (M)L - WIZ: Buzzer same wiring instruction
- QTG □□ L
 □ Lens diameter 60(60mm): QTG60(M)L
 □ Lens diameter 70(70mm): QTG70(M)L

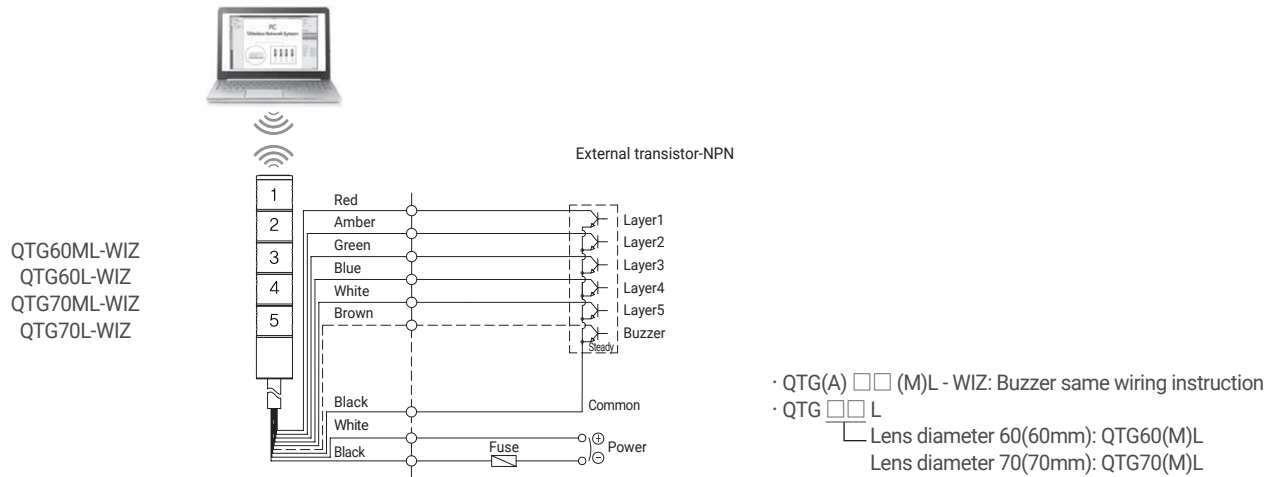
- DC steady type cable specification: External power line/External signal line UL1007 AWG22(0.3sq) 400mm
- AC steady, AC/DC steady/flashing type cable specification: External power line UL1015 AWG18(0.75sq) x 2C 400mm
 External signal line UL1007 AWG22(0.3sq) 400mm

Wiring Instructions

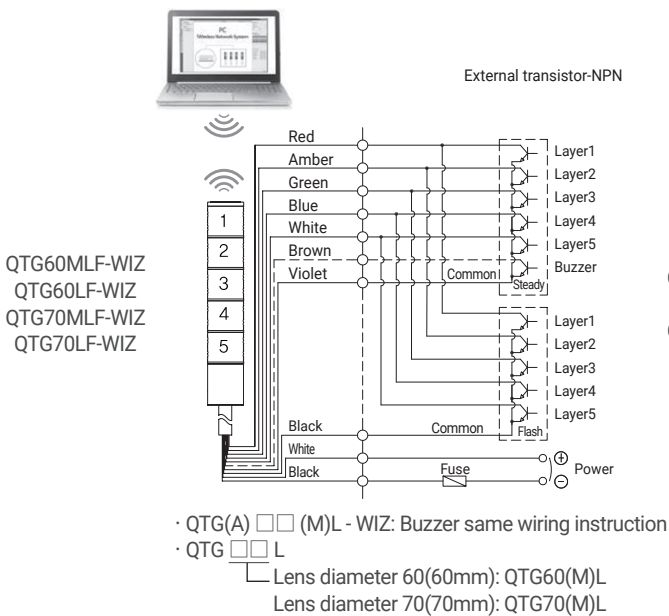
· Wiring to transistor, use the NPN transistor. Please wire properly based on wiring instructions below.

External Transistor

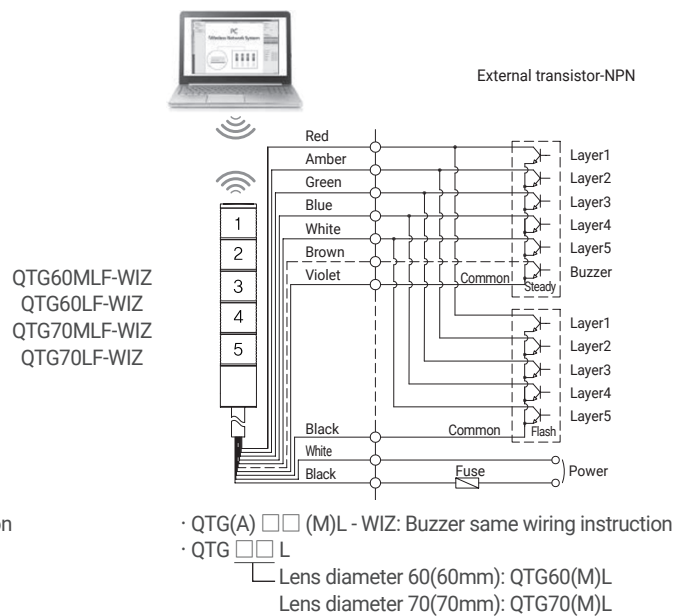
AC/DC Steady



DC
Steady/Flashing



AC
Steady/Flashing



- DC steady type cable specification: External power line/External signal line UL1007 AWG22(0.3sq) 400mm
- AC steady, AC/DC steady/flashing type cable specification: External power line UL1015 AWG18(0.75sq) x 2C 400mm
External signal line UL1007 AWG22(0.3sq) 400mm