

# QLEX-SLM Series



**QLEX-SLM Series**

## PRODUCT SPECIFICATION

QLEX-SLM-250  
QLEX-SLM-650

**Materials** Side cover-Al, Lens-PC, Bracket-Al

**Ambient operating temperature**

-40°C ≤ Tamb ≤ +60°C(QLEX-SLM-250)

-40°C ≤ Tamb ≤ +55°C(QLEX-SLM-650: T6)

-40°C ≤ Tamb ≤ +60°C(QLEX-SLM-650: T5)

**Protection rating**

ATEX - II 2G Ex db IIC T6 Gb

IECEX - Ex db IIC T6 Gb

KCs - Ex d II C T6(QLEX-SLM-250)

Ex d II C T5/T6(QLEX-SLM-650)

NEPSI - Ex db IIC T6 Gb(QLEX-SLM-250)

**Certificates** CE, KCs, NEPSI, S-mark, ATEX, IECEX

**Cable entry** M12xP1.5

- Explosion proof LED luminaires/work light designed for use in explosive gas environments with Ex d IIC rating
- Enhanced durability with aluminum housing and polycarbonate lens tube
- Slim and compact structure realize aesthetically pleasing design
- Semi-permanent service life with long-lasting LED light source
- Features special structure that allows to adjust light angle by turning the light tube

## Specifications












### QLEX-SLM-250

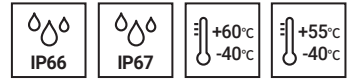


### QLEX-SLM-650



## QLEX-SLM Series Explosion Proof LED Luminaires/Work Light

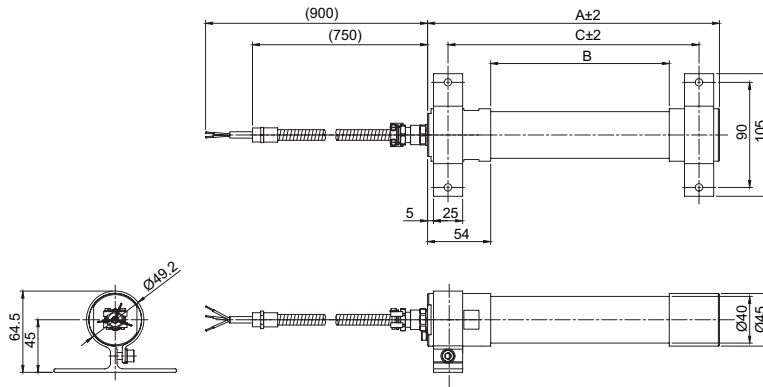
Optics Specifications				
Model number		QLEX-SLM-250		QLEX-SLM-650
Directions		Translucent		
Light color		Cooldaylight		
Color temperature		6,000-7,000K		
Luminous flux	DC	650lm	1,800lm	
	AC	350lm	1,580lm	
Illumination(at 1m)	DC	310Lux	650Lux	
	AC	240Lux	530Lux	
Specifications				
Model number		QLEX-SLM-250		QLEX-SLM-650
Rated voltage		DC24V	AC220V	DC24V AC220V
Range for operation voltage		DC21.6V-26.4V	AC198V-242V	DC21.6V-26.4V AC198V-242V
Power consumption		8.6W	9W	20W 23W
Insulation resistance		Min. 100MΩ(500V DC mega ohm meter)		
Withstanding voltage		DC: 500VAC, 60Hz, 1minute/AC: 1,500VAC, 60Hz, 1minute		
Protection rating		IP66/67		
Materials		Side cover-Al, Lens-PC, Bracket-Al		
Certifications		<div><div></div><div></div><div></div></div>		
Weight(Approx.)		0.50Kg		0.93Kg



## Technical Diagram

Units: mm

### QLEX-SLM Series



Model number	A	B	C	BRACKET
QLEX-SLM-250	250	153	-	1EA
QLEX-SLM-650	650	553	613	2EA

## Ordering Specification

QLEX-SLM	-	250	-	24	-	ATEX
[Model number]		[Product length]		[Voltage]		[Certificates]
QLEX-SLM		250-250mm 650-650mm		24-DC24V 220-AC220V		ATEX IECEx KCs NEPSI

## Cautions in use

Contact structure of an explosion proof product must be a qualified part we provide. Please do not disassemble, assemble, modify or repair arbitrarily.